


1
A1.1

EXISTING FLOOR PLAN - WITH PROPERTY LINES

SCALE: 3/16" = 1'-0"

EXISTING FIRST FLOOR TENANT SPACE:
 EXISTING M MERCANTILE OCCUPANCY: 2,725 GROSS SQ. FT.
 CHANGE OF OCCUPANCY: A-2 ASSEMBLY OCCUPANCY - NEW RESTAURANT
 EXISTING SECOND FLOOR TENANT SPACE:
 EXISTING M MERCANTILE OCCUPANCY: 2,880 GROSS SQ. FT.

EXISTING PARCEL:
 PARCEL ID NUMBER: 0052 - N - 00262 - 0000 - 00
 DEED BOOK NUMBER: 7985
 DEED PAGE NUMBER: 462
 LOT AREA: 3,360 SQ. FT.



2
A1.1

LONGITUDINAL BUILDING SECTION

SCALE: 3/16" = 1'-0"

REVISIONS:

ZILKA AND ASSOCIATES, INC.
 ARCHITECTURE, PLANNING, INTERIOR DESIGN
 1305 Birch Street, Newark, PA 15704
 724-274-5910 phone 412-241-1841 fax

PROJECT:
PRONTO MEXICAN FRESH
 411 SOUTH CRAIG STREET
 OAKLAND, 4TH WARD CITY OF
 PITTSBURGH, PENNSYLVANIA 15213

OWNER:
MR. MARTIN BOLANOS & PATRON MEXICAN GRILL
 Wexford, Pennsylvania 15090

SCALE: AS SHOWN
 DATE: 11-27-2019
 DRAWN BY: JAD

DWG. TITLE:
 SURVEY
 DRAWINGS

DRAWING NO.
A1.1
 OF

REVISIONS:



ZILKA AND ASSOCIATES, INC.
ARCHITECTURE PLANNING INTERIOR DESIGN
1505 Birch Street, Chesham, PA 15024
724-274-5910 phone 412-241-1841 fax

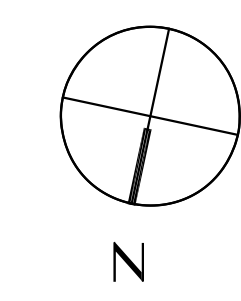
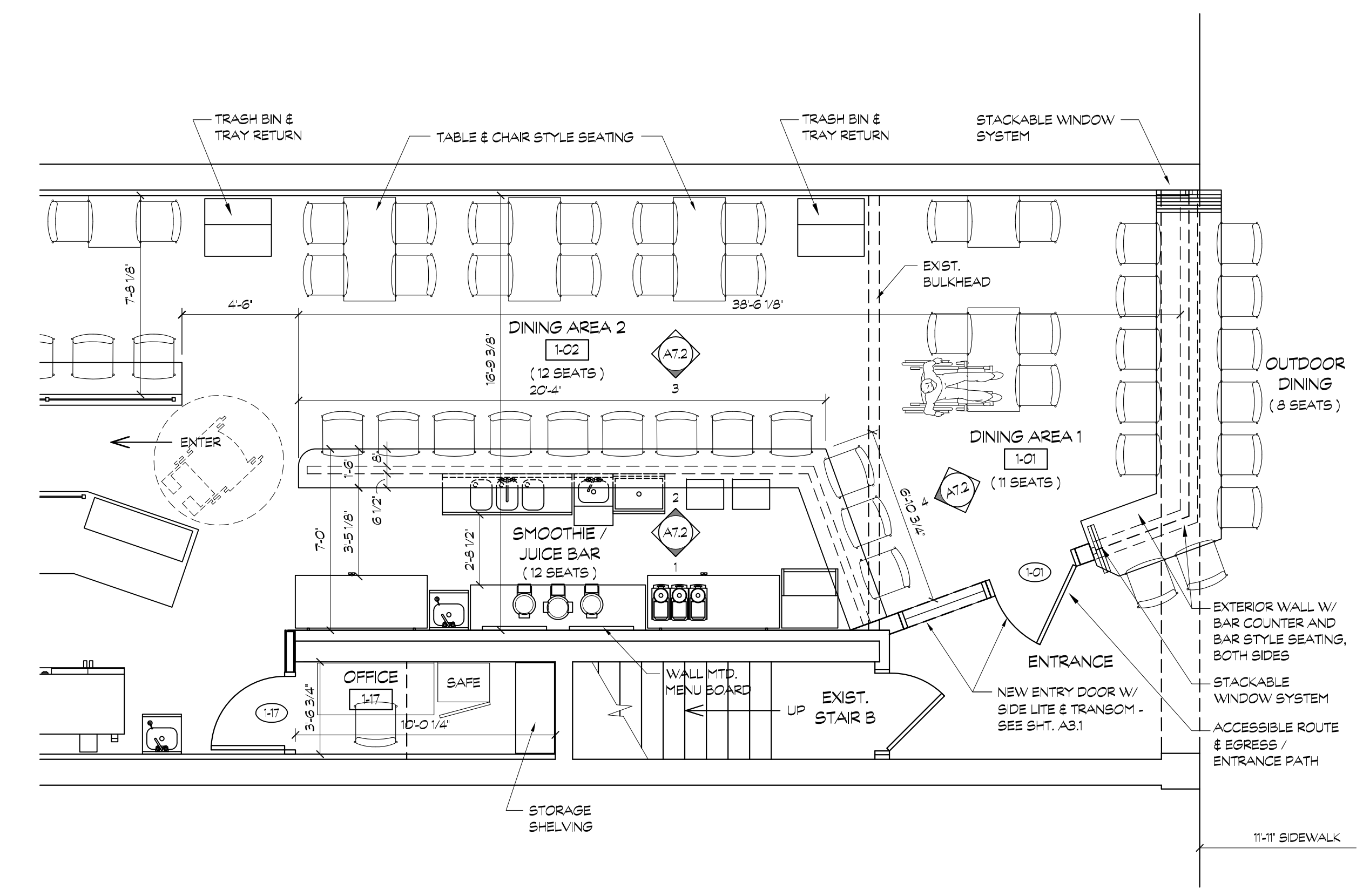
PROJECT: **PRONTO MEXICAN FRESH**
411 SOUTH CRAIG STREET
OAKLAND, 4TH WARD CITY OF
PITTSBURGH, PENNSYLVANIA 15213

OWNER: **MR. MARTIN BOLANOS & PATRON MEXICAN GRILL**
Wexford, Pennsylvania 15090

SCALE: AS SHOWN
DATE: 11-27-2019
DRAWN BY: PJK, JAD

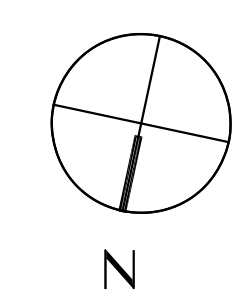
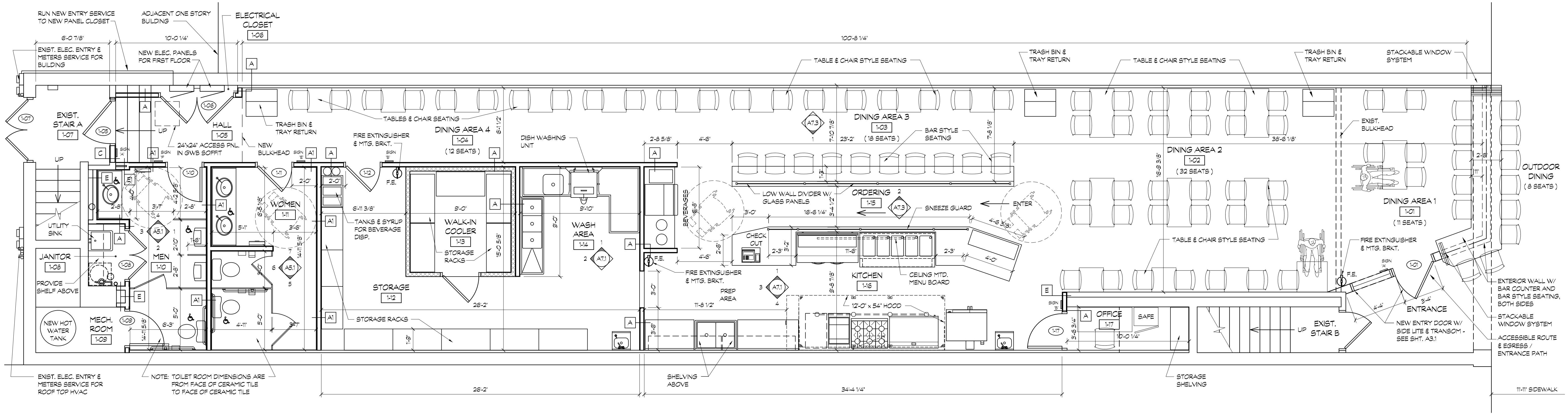
DWG. TITLE:
FLOOR PLANS

DRAWING NO.
A1.2
OF



1
A1.2

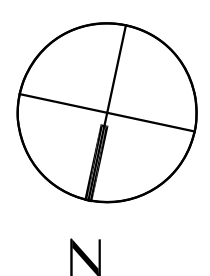
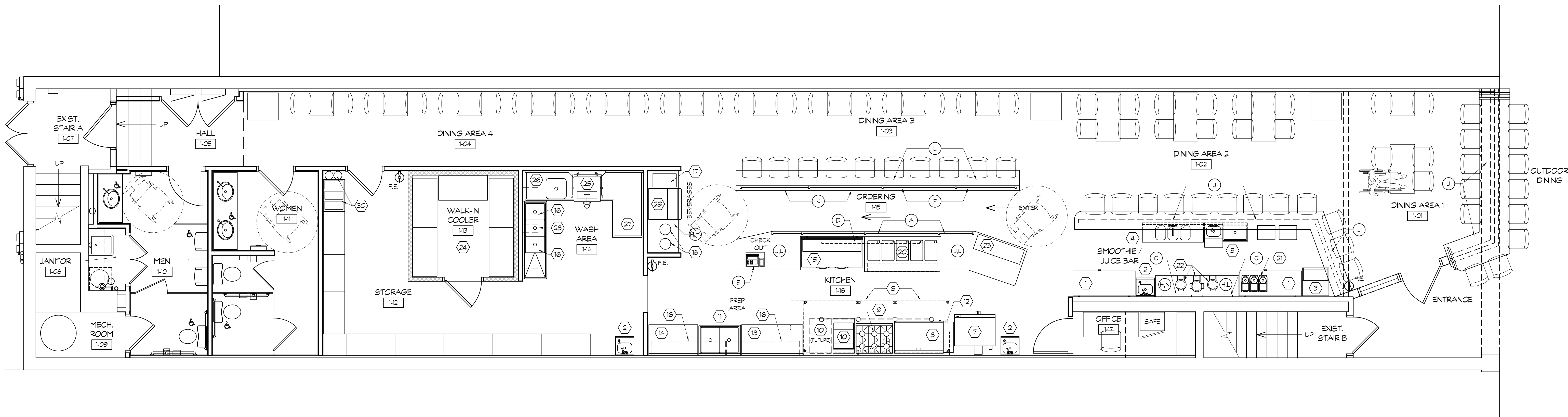
FLOOR PLAN - RESTUARANT LAYOUT w/ JUICE BAR
SCALE: 1/4" = 1'-0"



1
A1.2

FLOOR PLAN - RESTUARANT ONLY SCHEME
SCALE: 1/4" = 1'-0"

C:\Zilka\Drawings\Patron Mex Grill\Oakland Restaurant\6 Patron Oakland Restaurant - Proposed Planing Dec 02, 2019 - 10:04AM



1
A1.3

FLOOR PLAN - EQUIPMENT LAYOUT

SCALE: 1/4" = 1'-0"

MK.	DESCRIPTION	MANUFACTURER	MODEL
1	60" BACK BAR COOLER	TRUE	TBB-24-608-S-HC-LD
2	18" FREESTANDING HAND SINK	KROWNE	KR18-18ST
3	UNDERCOUNTER ICE MACHINE	SCOTSMAN	PRODIGY CU2026
4	60" TRIPLE BOWL BAR SINK	KROWNE	KR18-53C
5	42" BLENDER / ICE BIN WORKSTATION	KROWNE	18-W42R
6	12'-0" WALL CANOPY EXHAUST HOOD	CAPTIVEAIRE	5424 ND-2
7	40" CONVECTION OVEN	VULCAN	VC56
8	48" LOW PROFILE GRIDDLE	VULCAN	MS448
9	38" - 6 BURNER LOW PROFILE HOTPLATE	VULCAN	VCR436
10	21" FREE STANDING DEEP FRYER	VULCAN	1TR850
11	42" DOUBLE BOWL SINK	JOHN BOOS	2PB18244
12	98" x 30" ST. STEEL EQUIPMENT TABLE	ADVANCE TABCO	ES-306
13	60" x 30" ST. STEEL WORK TABLE	JOHN BOOS	ST6R5-306095K
14	48" x 30" ST. STEEL WORK TABLE	JOHN BOOS	ST6R5-304855K
15	72" ST. STEEL WALL SHELF	REGENCY	600WS1572
16	38" ST. STEEL WALL SHELF	REGENCY	600WS1536

MK.	DESCRIPTION	MANUFACTURER	MODEL
18	ICED TEA DISPENSER	CURTIS	TC-5HS
19	60" SANDWICH / SALAD PREP TABLE	TRUE	TSSU-6018-HC
20	74" - 5 WELL STEAM TABLE	DUKE	E-S-OL55
21	3 BOWL PRE-MIXED DRINK DISPENSER	CRATHCO	D35-3
22	MEDIUM-DUTY BLENDER	WARING	BB340
23	48" FOOD DISPLAY CASE		
24	9'-0" x 9'-0" WALK-IN COOLER	NOR-LAKE	FAST-TRAK, 7-7 HT.
25	DISHWASHER	CMA DISHMACHINES	AH/C
26	48" SOLED DISH TABLE, LEFT	CMA DISHMACHINES	BL-48
27	CLEAN DISH TABLE, RIGHT		
28	78" TRIPLE BOWL SINK	JOHN BOOS	3PB1824-1D18
29	SODA POP DISPENSER	BY PEPSI	
30	CARBONATION TANKS & SYRUP RACKS	BY PEPSI	

MK.	DESCRIPTION	REMARKS
A	ANGLED SNEEZE GUARD SYSTEM	24" VERTICAL, 12" ANGLE
B	METAL BAR FOOTRAL	
C	SMALL MENU BOARD, WALL MTD.	
D	LARGE MENU BOARD, CLG. HUNG	
E	POS SYSTEM W/ CREDIT CARD READER	
F	ETCHED GLASS PRIVACY PANELS	
G	STAINLESS STEEL WRAPPED COUNTER	
H	SOLID SURFACE COUNTER & BACKSPLASH	
J	SOLID SURFACE COUNTER W/O BACKSPLASH	
K	SOLID SURFACE OR WOOD WALL CAP	
L	P. LAM. FACED BASE CABINET W/ ADJ. SHELVES	
M	P. LAM. FACED BASE CABINET W/O SHELVES	
N	P. LAM. FACED DRAWER BASE	

REVISIONS:

ZILKA AND ASSOCIATES, INC.
ARCHITECTURE PLANNING INTERIOR DESIGN
1505 Birch Street, P.O. Box 15024
Pittsburgh, PA 15202
724-274-5910 phone 412-241-1841 fax

PROJECT:
PRONTO MEXICAN FRESH
411 SOUTH CRAIG STREET
OAKLAND, 4TH WARD CITY OF
PITTSBURGH, PENNSYLVANIA 15213

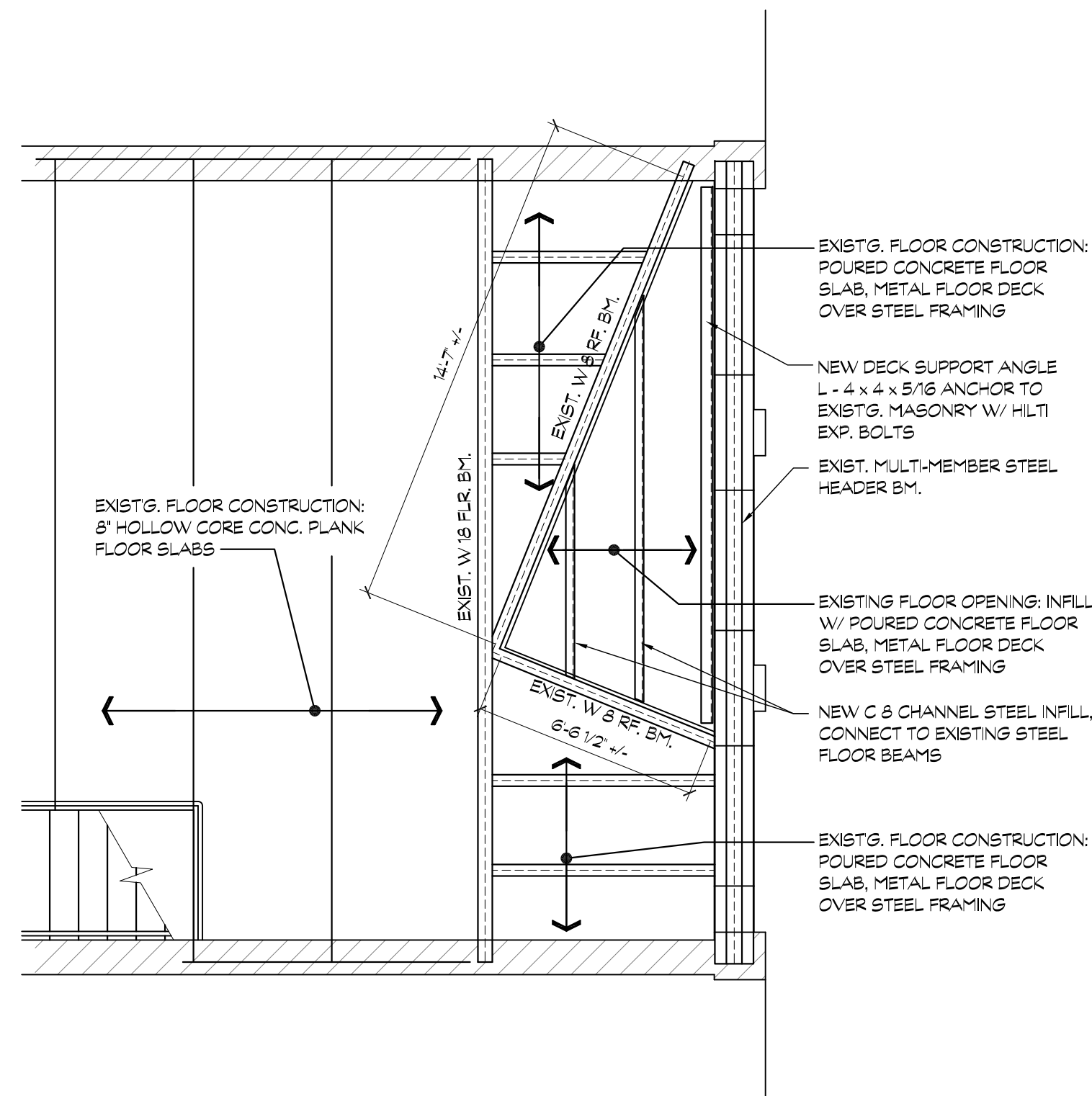
OWNER:
**MR. MARTIN BOLANOS &
PATRON MEXICAN GRILL**
Wexford, Pennsylvania 15090

SCALE: AS SHOWN
DATE: 11-27-2019
DRAWN BY: PJK, JAD

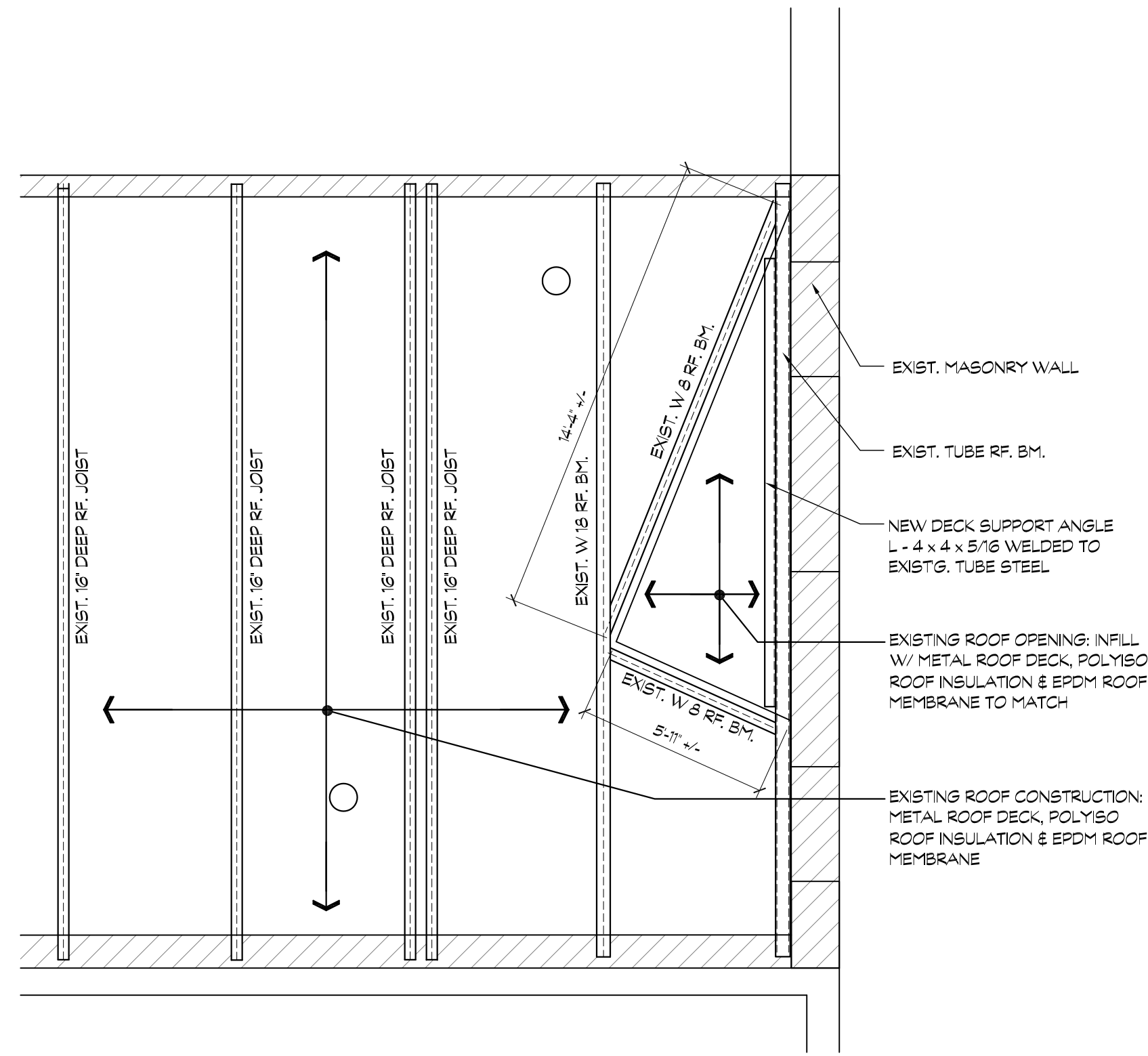
DWG. TITLE:
**FLOOR PLAN -
EQUIPMENT
LAYOUT**

DRAWING NO.
A1.3
OF

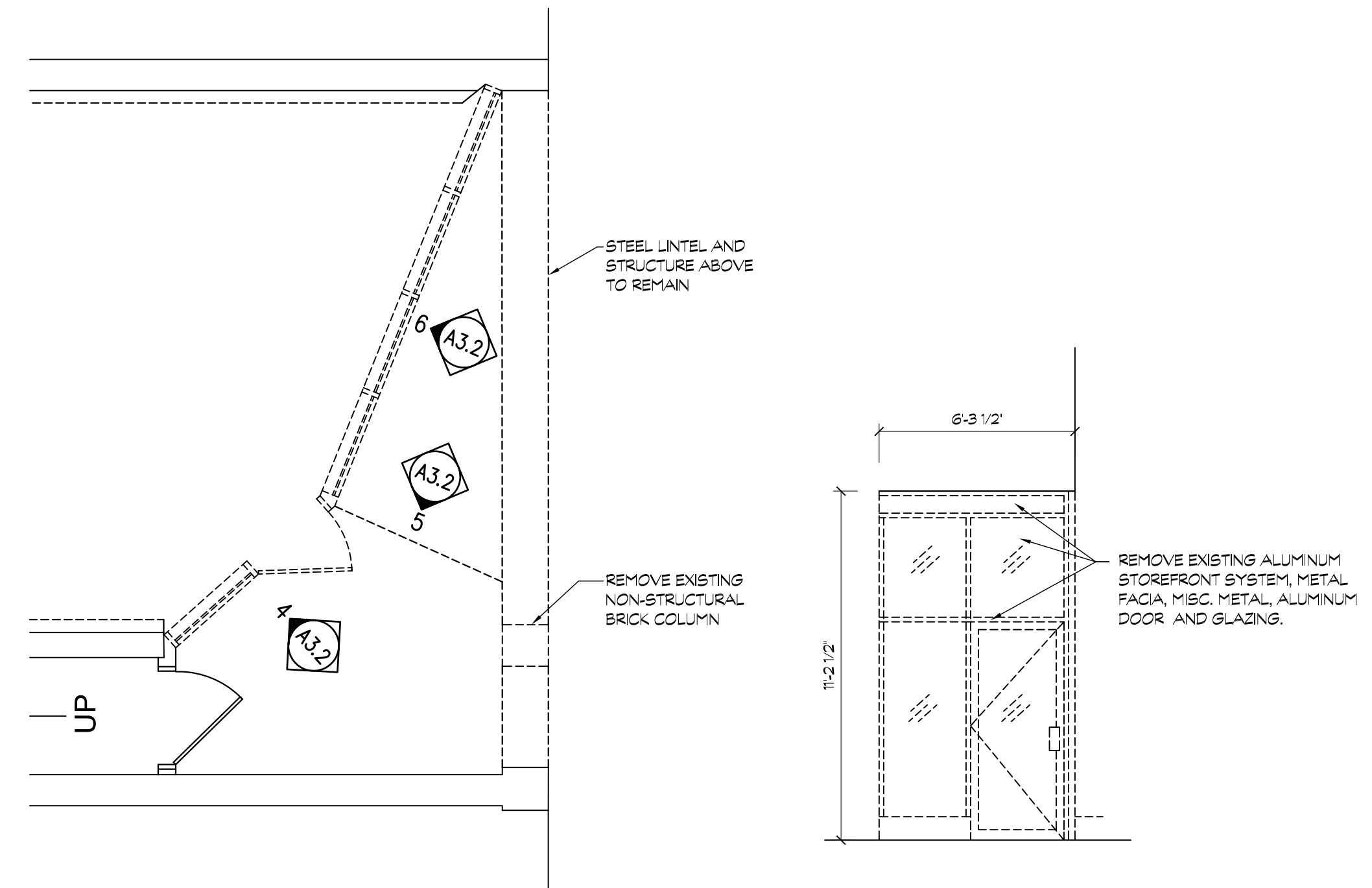
C:\Z&A\Drawings\Patron Mex Grill\Oakland Restaurant\6-Patron Oakland Restaurant-Proposed Plan.dwg Dec 02, 2019 - 10:05AM



1 PARTIAL SECOND FLOOR FRAMING PLAN
A3.2 SCALE: 1/4" = 1'-0"

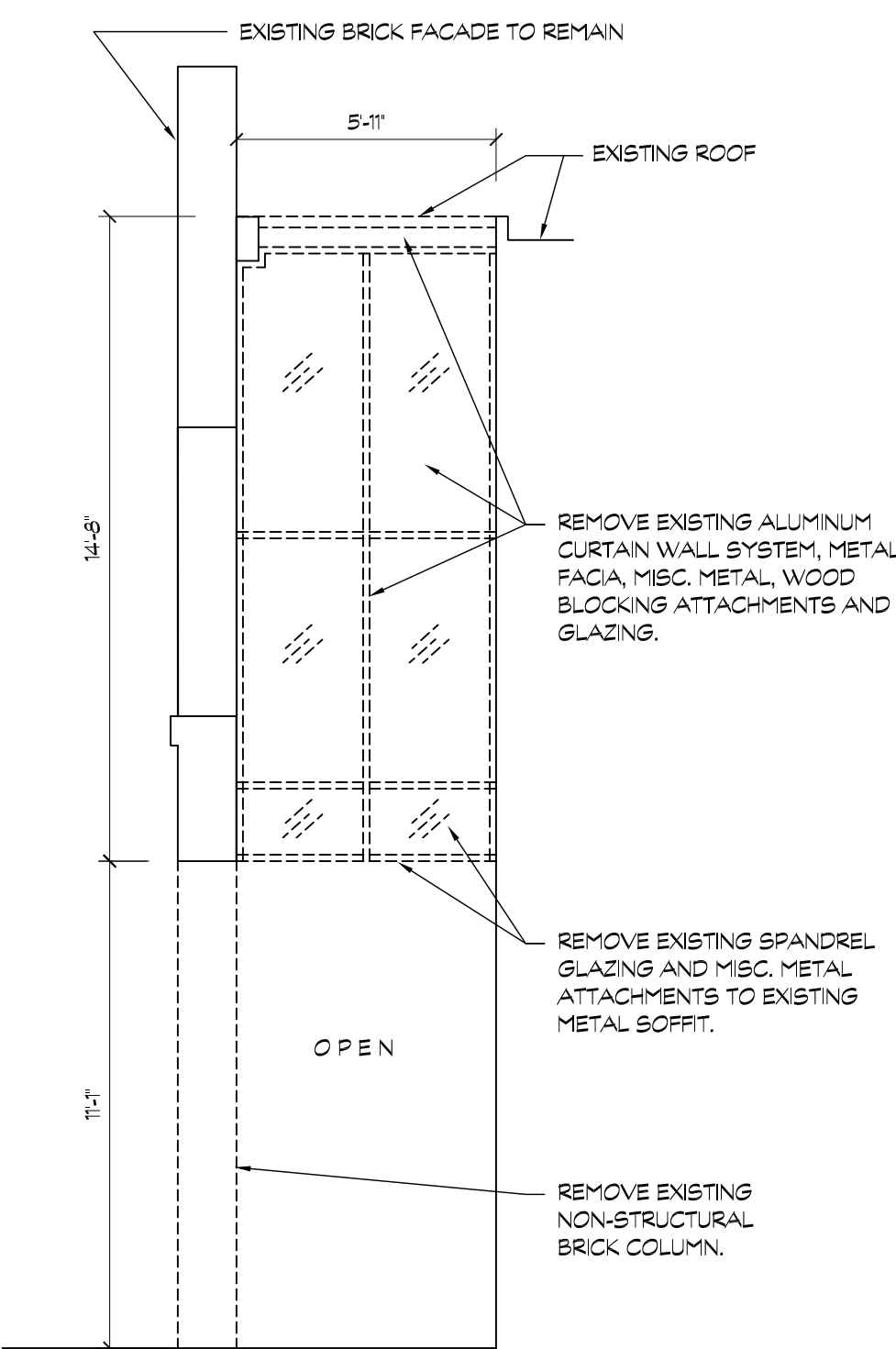


2 PARTIAL ROOF FRAMING PLAN
A3.2 SCALE: 1/4" = 1'-0"

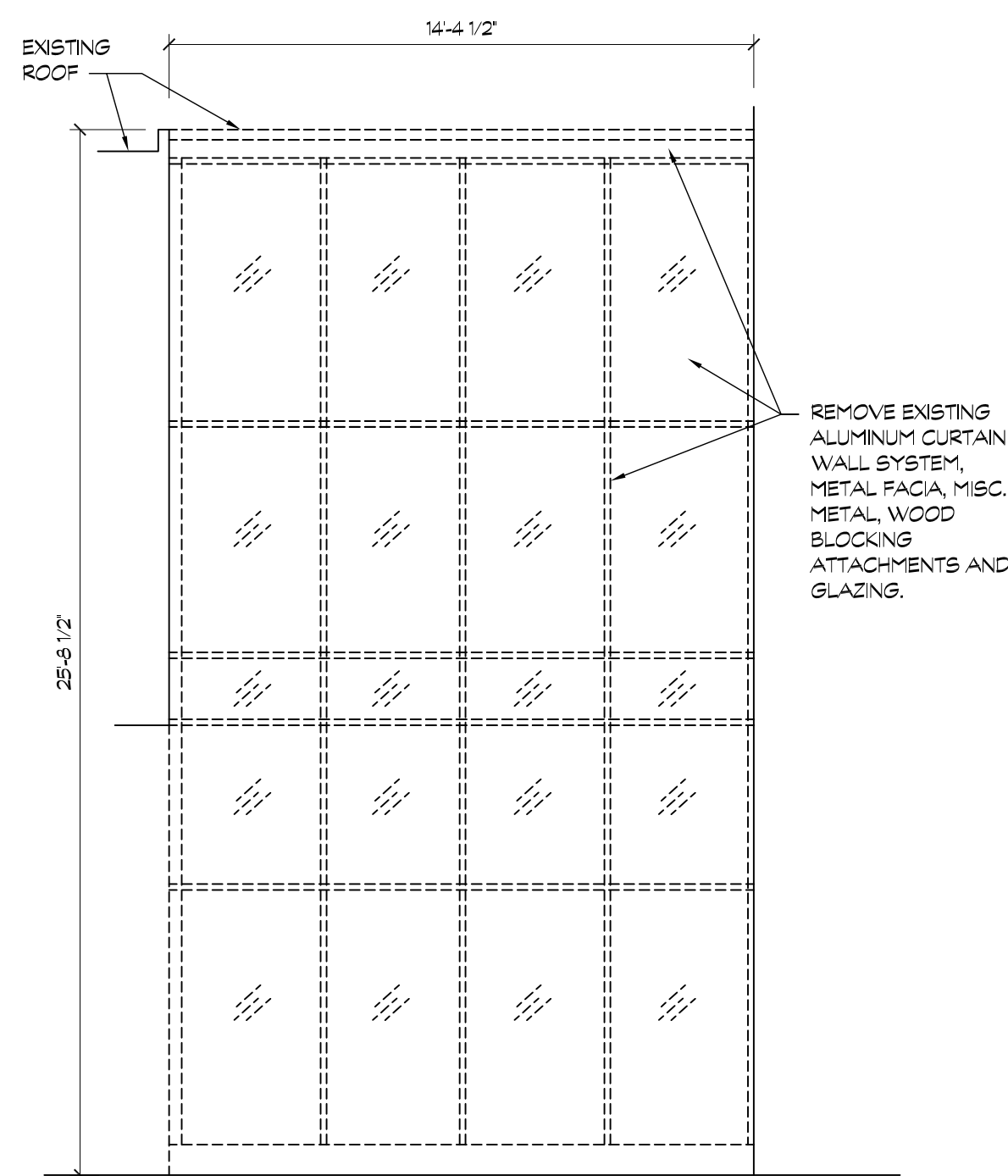


3 PARTIAL DEMOLITION PLAN
A3.2 SCALE: 1/4" = 1'-0"

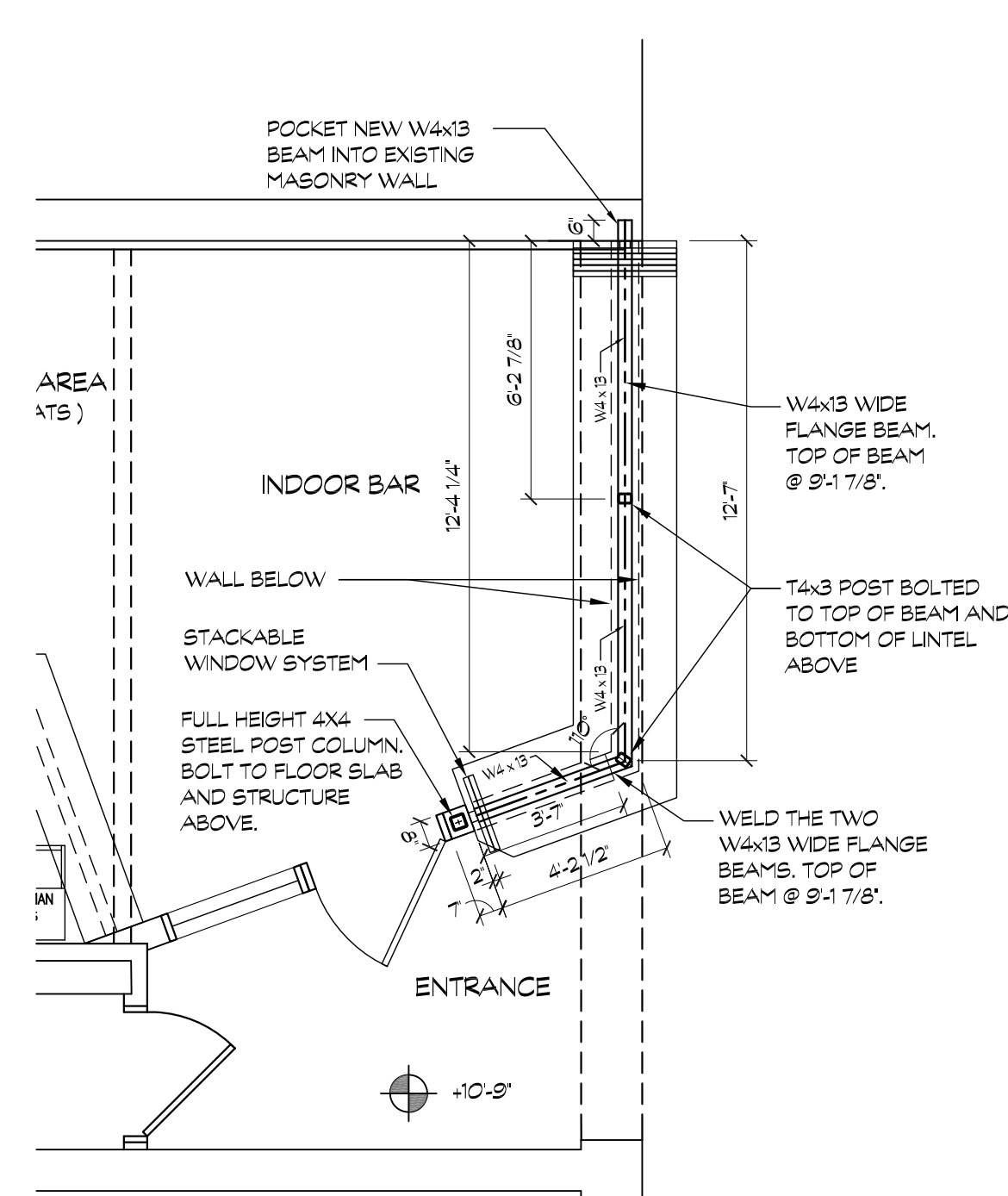
4 PARTIAL DEMOLITION ELEVATION
A3.2 SCALE: 1/4" = 1'-0"



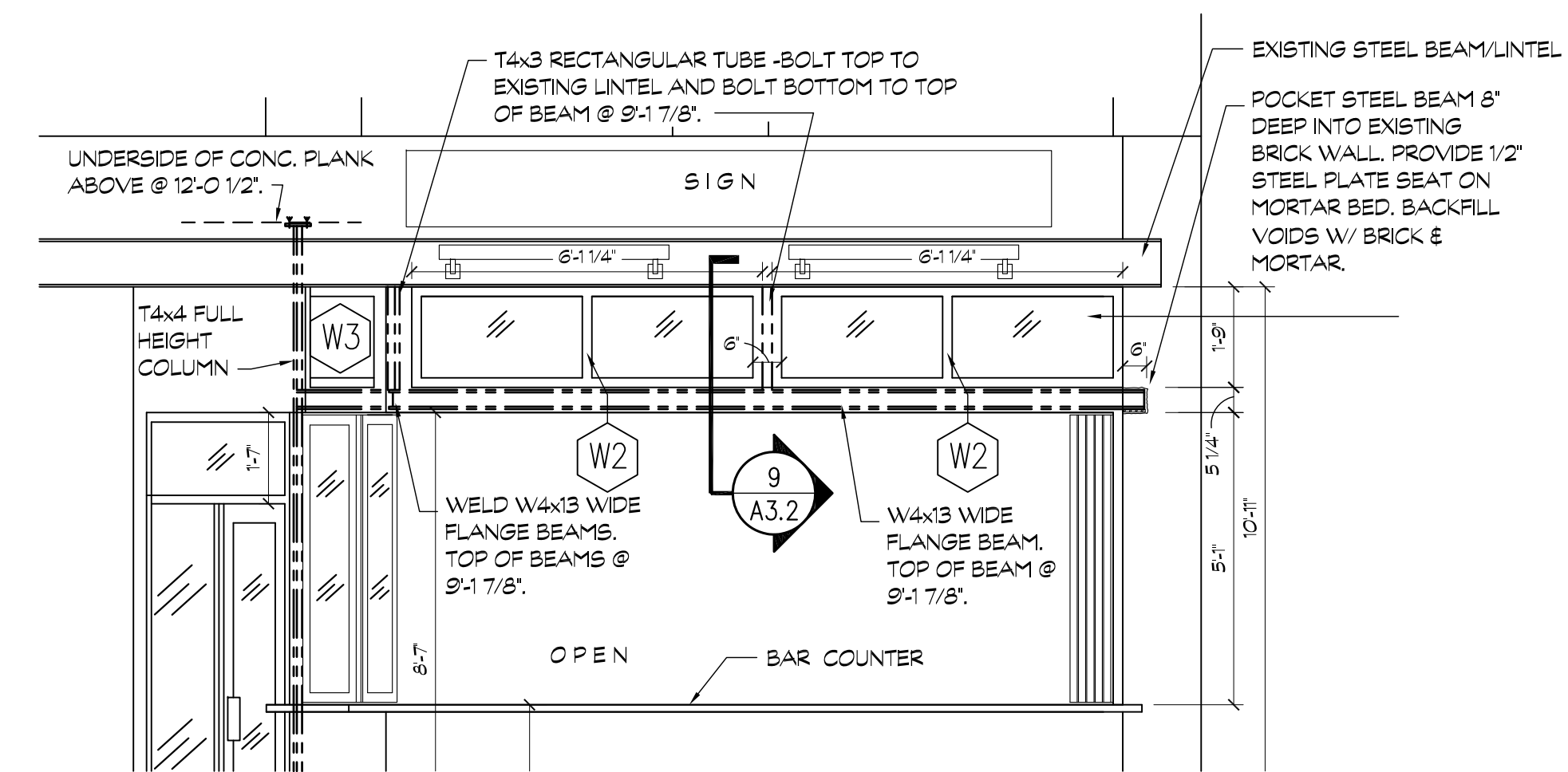
5 PARTIAL DEMOLITION ELEVATION
A3.2 SCALE: 1/4" = 1'-0"



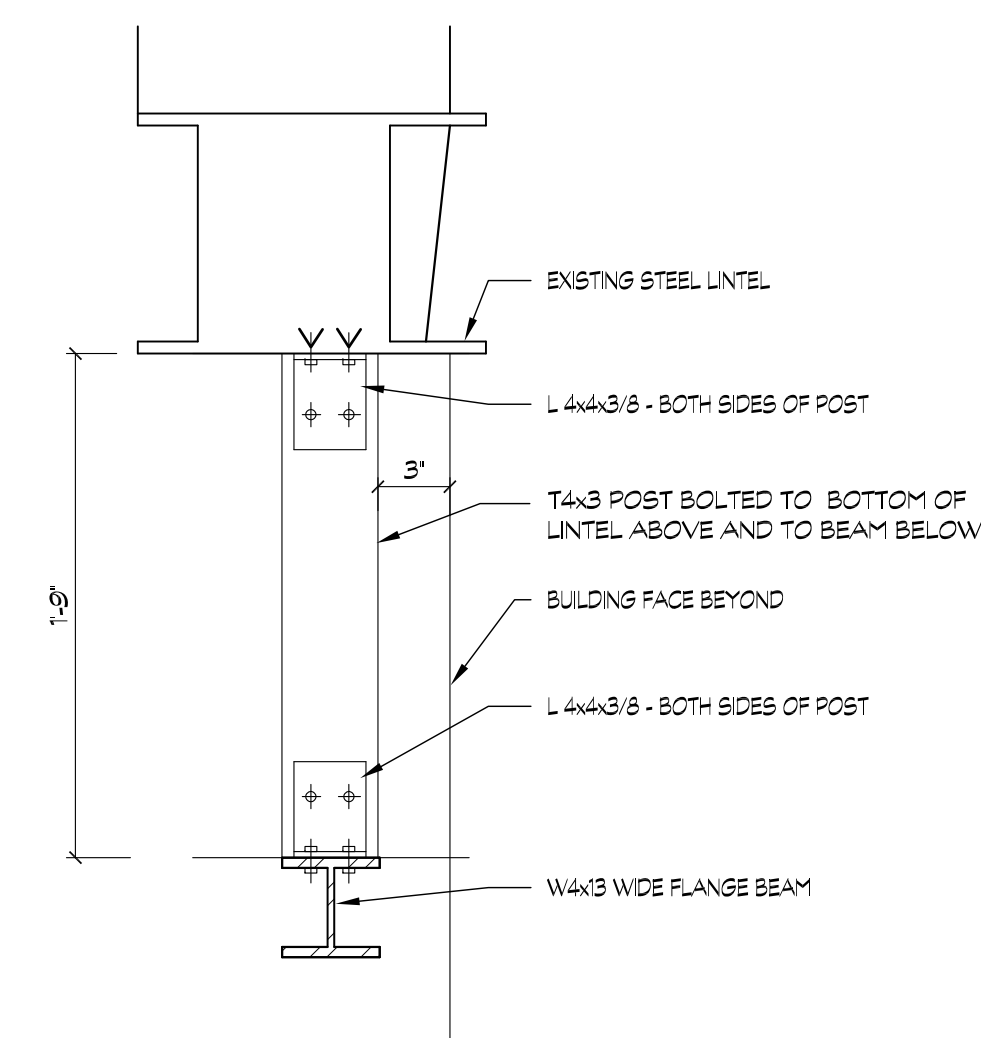
6 PARTIAL DEMOLITION ELEVATION
A3.2 SCALE: 1/4" = 1'-0"



7 PARTIAL FLOOR PLAN - STRUCTURAL
A3.2 SCALE: 1/4" = 1'-0"




8 PARTIAL BUILDING ELEVATION - STRUCTURAL
A3.2 SCALE: 1/4" = 1'-0"



9 STRUCTURAL CONNECTION DETAIL
A3.2 SCALE: 1 1/2" = 1'-0"

REVISIONS:



ZILKA AND ASSOCIATES, INC.
ARCHITECTURE PLANNING INTERIOR DESIGN
1505 Beach Street, Pottsville, PA 17854
724-274-5910 phone 412-241-1841 fax

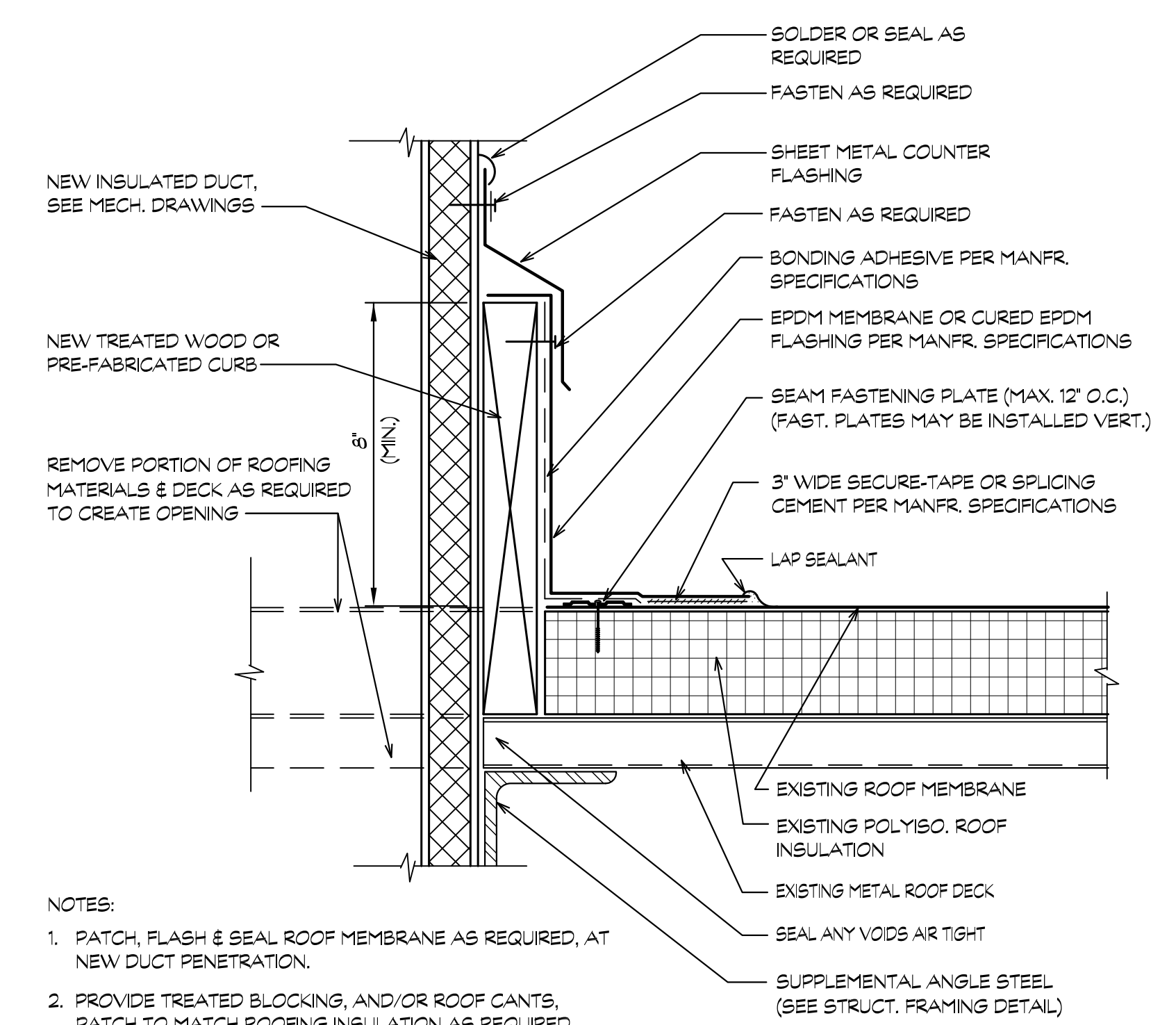
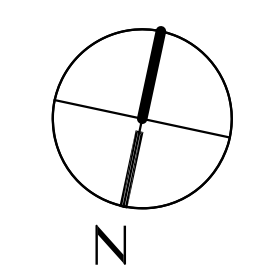
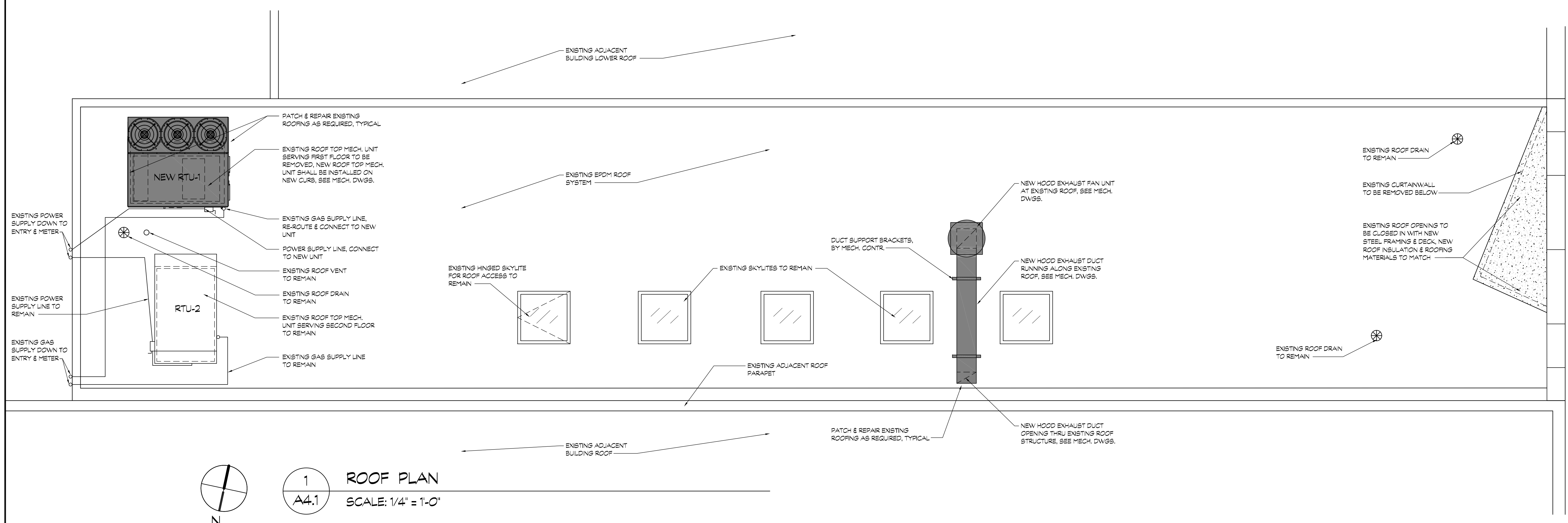
PROJECT: PRONTO MEXICAN FRESH
411 SOUTH CRAIG STREET
OAKLAND, 4TH WARD CITY OF
PITTSBURGH, PENNSYLVANIA 15213

OWNER: MR. MARTIN BOLANOS &
PATRON MEXICAN GRILL
Wexford, Pennsylvania 15090

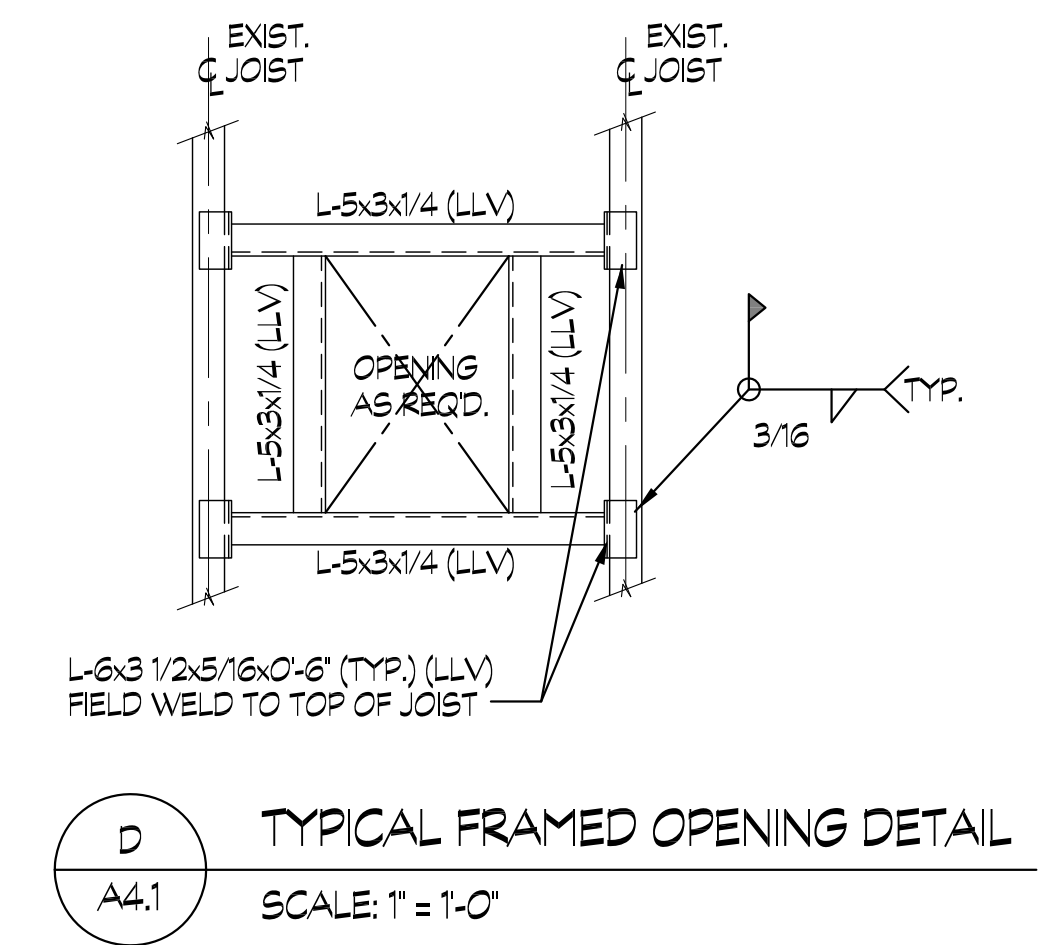
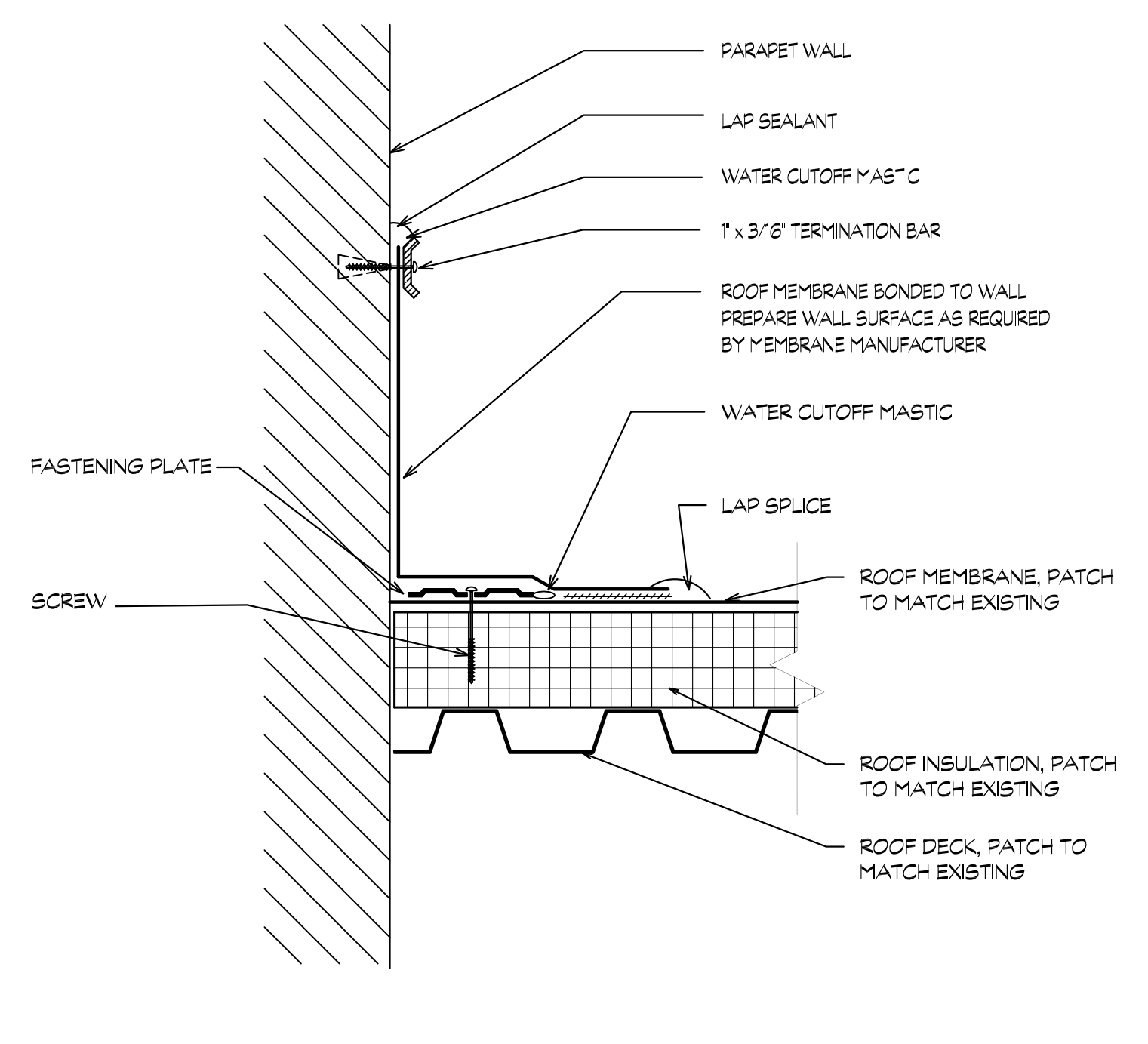
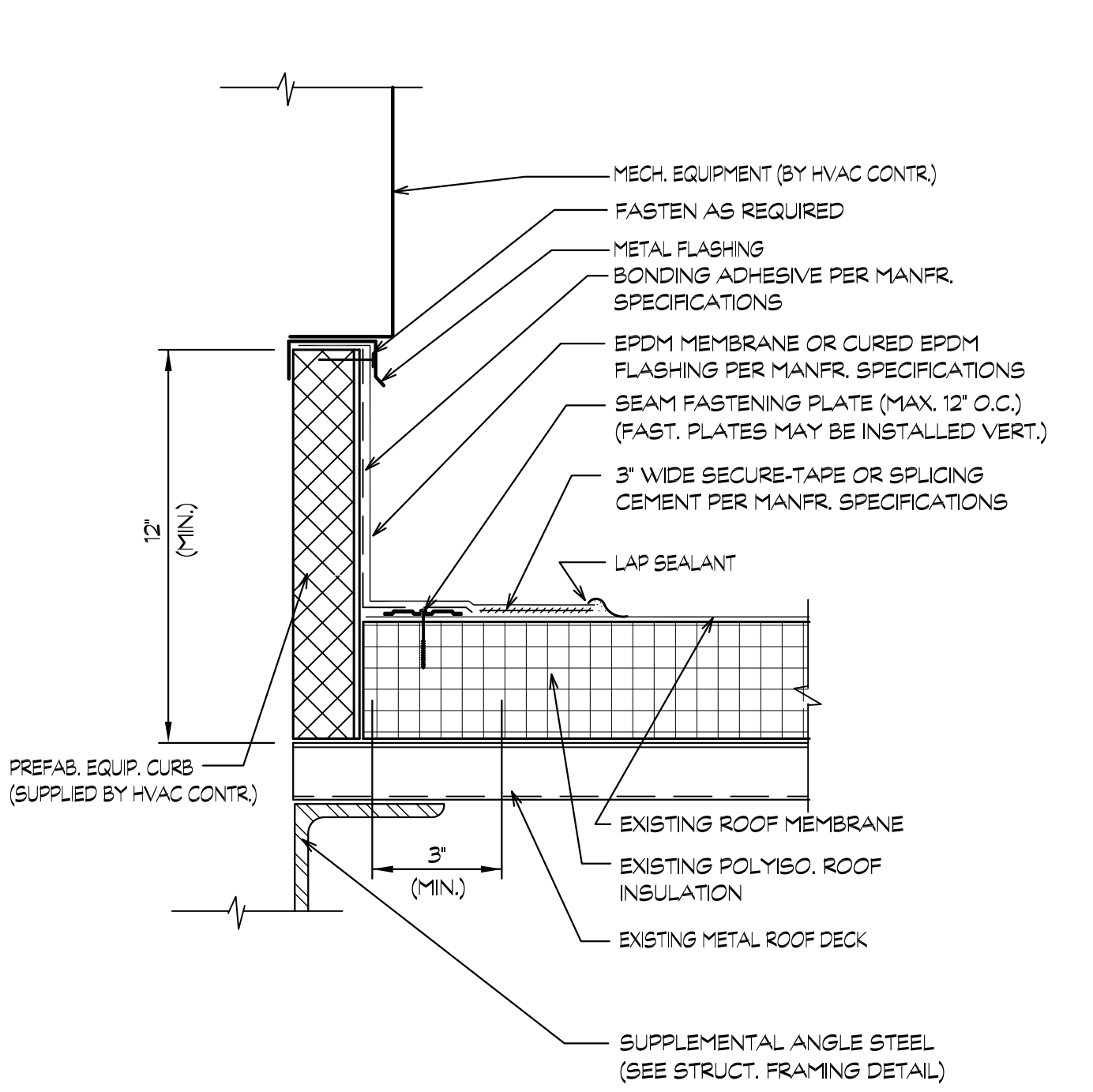
SCALE: AS SHOWN
DATE: 11-27-2019
DRAWN BY: PPAZ/JAD

DWG. TITLE:
FRAMING PLANS
AND DEMOLITION
ELEVATIONS

DRAWING NO.
A3.2
OF



- NOTES:
- PATCH, FLASH & SEAL ROOF MEMBRANE AS REQUIRED, AT NEW DUCT PENETRATION.
 - PROVIDE TREATED BLOCKING, AND/OR ROOF CANTS, PATCH TO MATCH ROOFING INSULATION AS REQUIRED.



REVISIONS:



ZILKA AND ASSOCIATES, INC.
ARCHITECTURE PLANNING INTERIOR DESIGN
1505 Birch Street, Pottsville, PA 17870
724-274-5910 phone 412-241-1841 fax

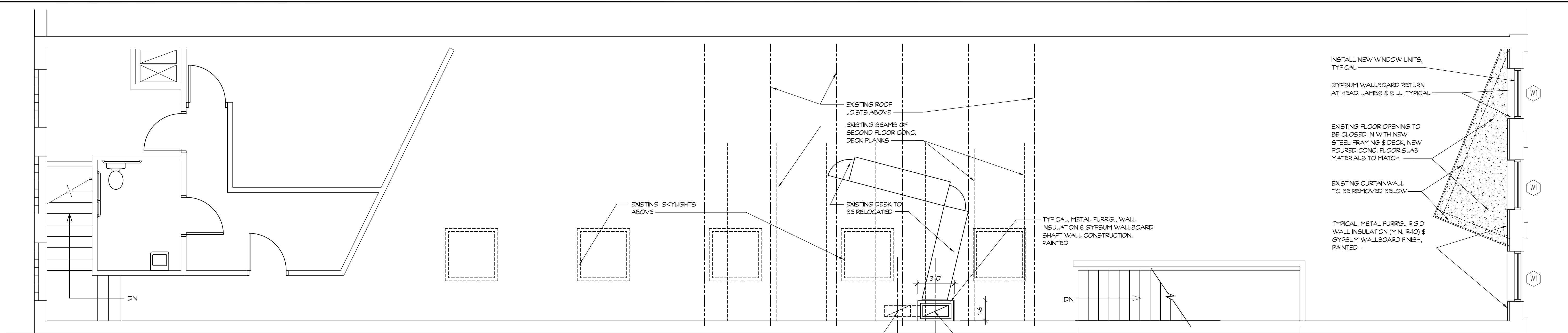
PROJECT: **PRONTO MEXICAN FRESH**
411 S. CRAIG STREET, OAKLAND,
PITTSBURGH, PENNSYLVANIA 15213

OWNER: **MARTIN BOLANO**
PATRON MEXICAN GRILL
Wexford, Pennsylvania 15090

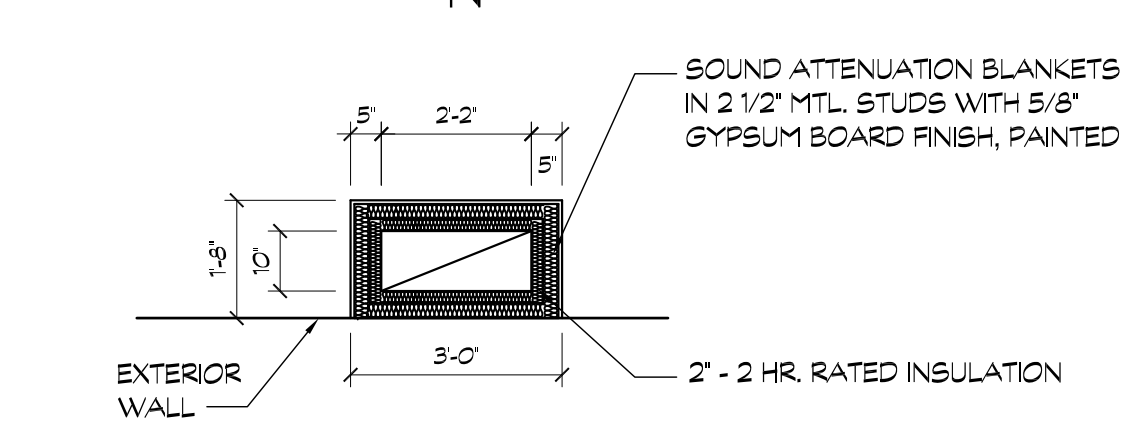
SCALE: AS SHOWN
DATE: 11-27-2019
DRAWN BY: JAD

DWG. TITLE:
**HOOD PLAN,
SECTIONS,
AND DETAILS**

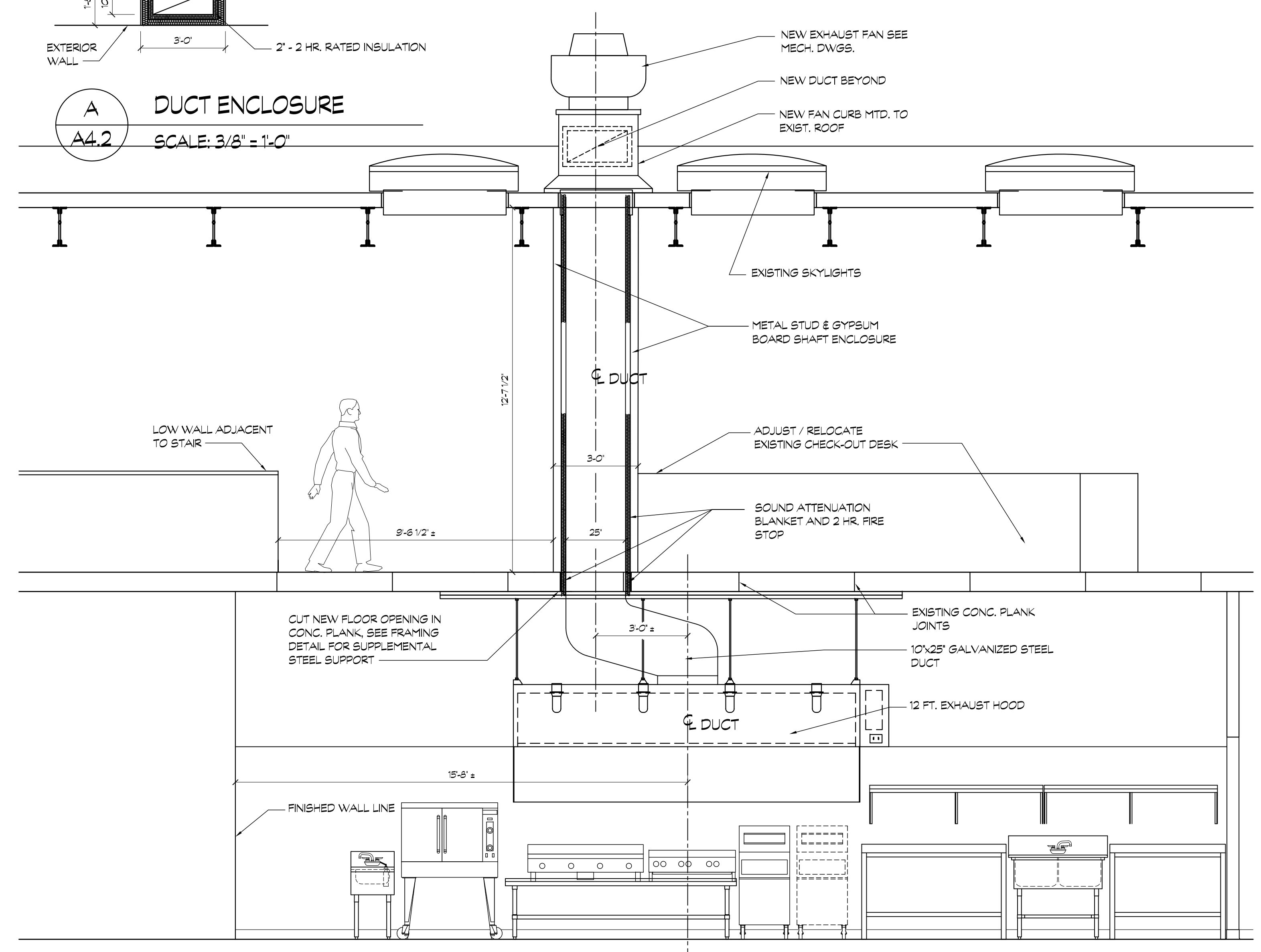
DRAWING NO.
A4.2
OF



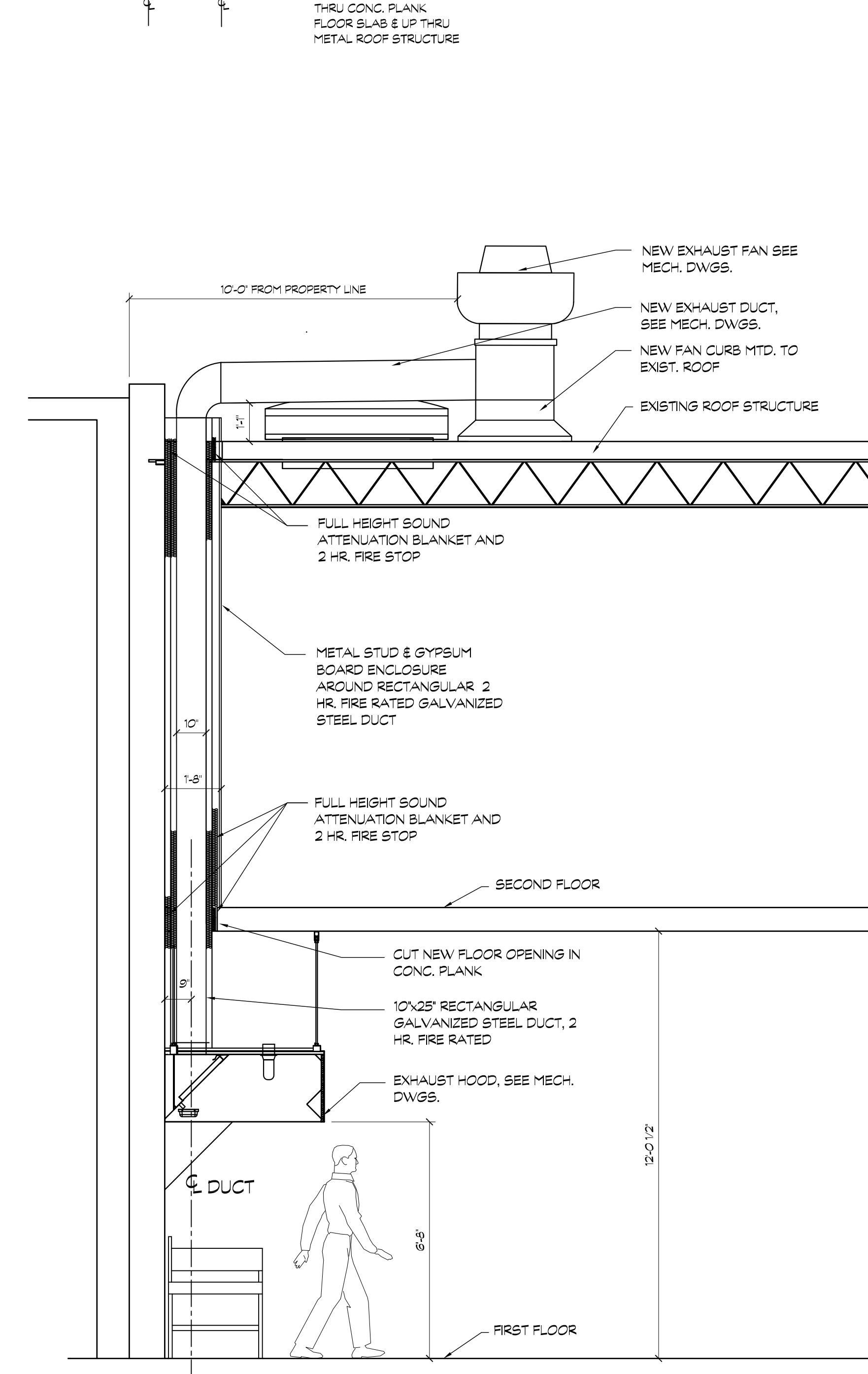
1 EXISTING SECOND FLOOR PLAN
A4.2 SCALE: 1/4" = 1'-0"



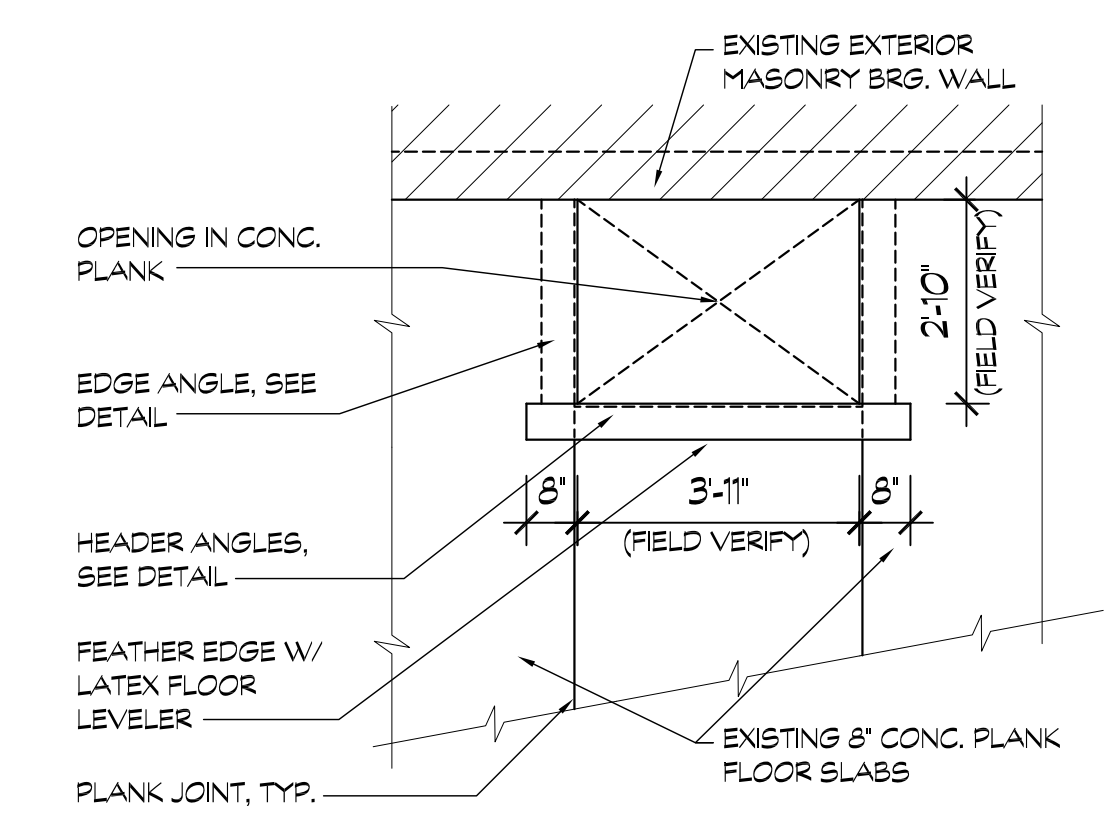
A DUCT ENCLOSURE
A4.2 SCALE: 3/8" = 1'-0"



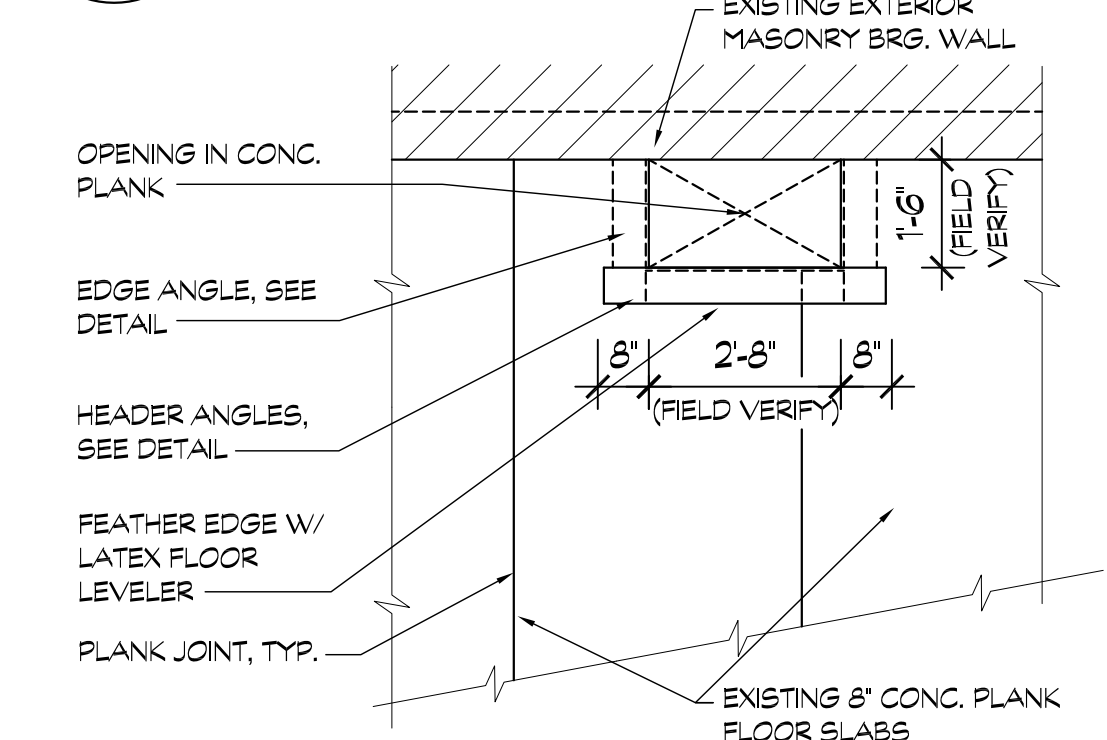
4 BUILDING SECTION @ HOOD EXHAUST
A4.2 SCALE: 3/8" = 1'-0"



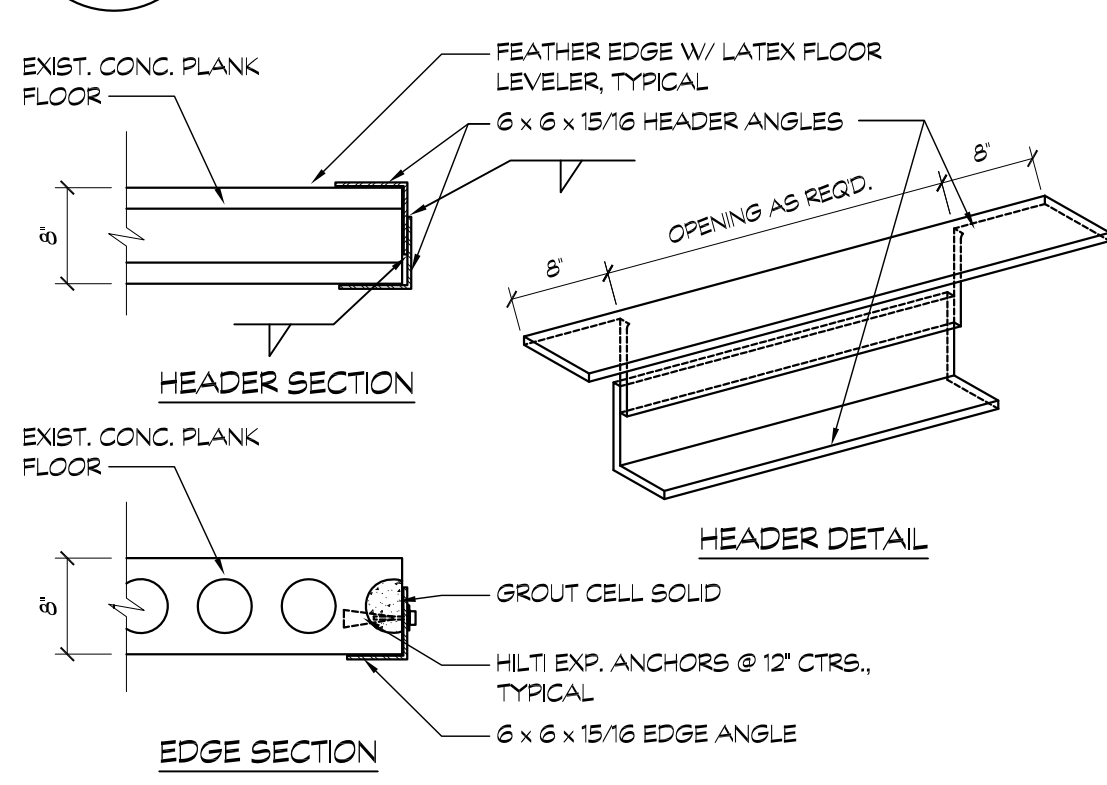
5 BUILDING SECTION @ HOOD EXHAUST
A4.2 SCALE: 3/8" = 1'-0"



B PLAN - CONC. PLANK OPENING
A4.2 SCALE: 3/8" = 1'-0"



C PLAN - CONC. PLANK OPENING
A4.2 SCALE: 3/8" = 1'-0"



D CONC. PLANK SUPPORT STEEL
A4.2 SCALE: 3/4" = 1'-0"

NOTE: CONTRACTOR TO TEMPORARILY SUPPORT & SHORE EXISTING CONC. PLANK FLOORING UNTIL SUPPORT STEEL IS INSTALLED IN NEW FLOOR OPENINGS.

02/24 Drawing/Plan/Mod. Callie/Chad/Resistant/Plan/Outline/Good/Section/11-27-19.dwg Dec 02 2019 11:24AM

REVISIONS:



ZILKA AND ASSOCIATES, INC.
ARCHITECTURE PLANNING INTERIOR DESIGN
1505 Beach Street, Newark, PA 15024
724-274-5910 phone 412-241-1841 fax

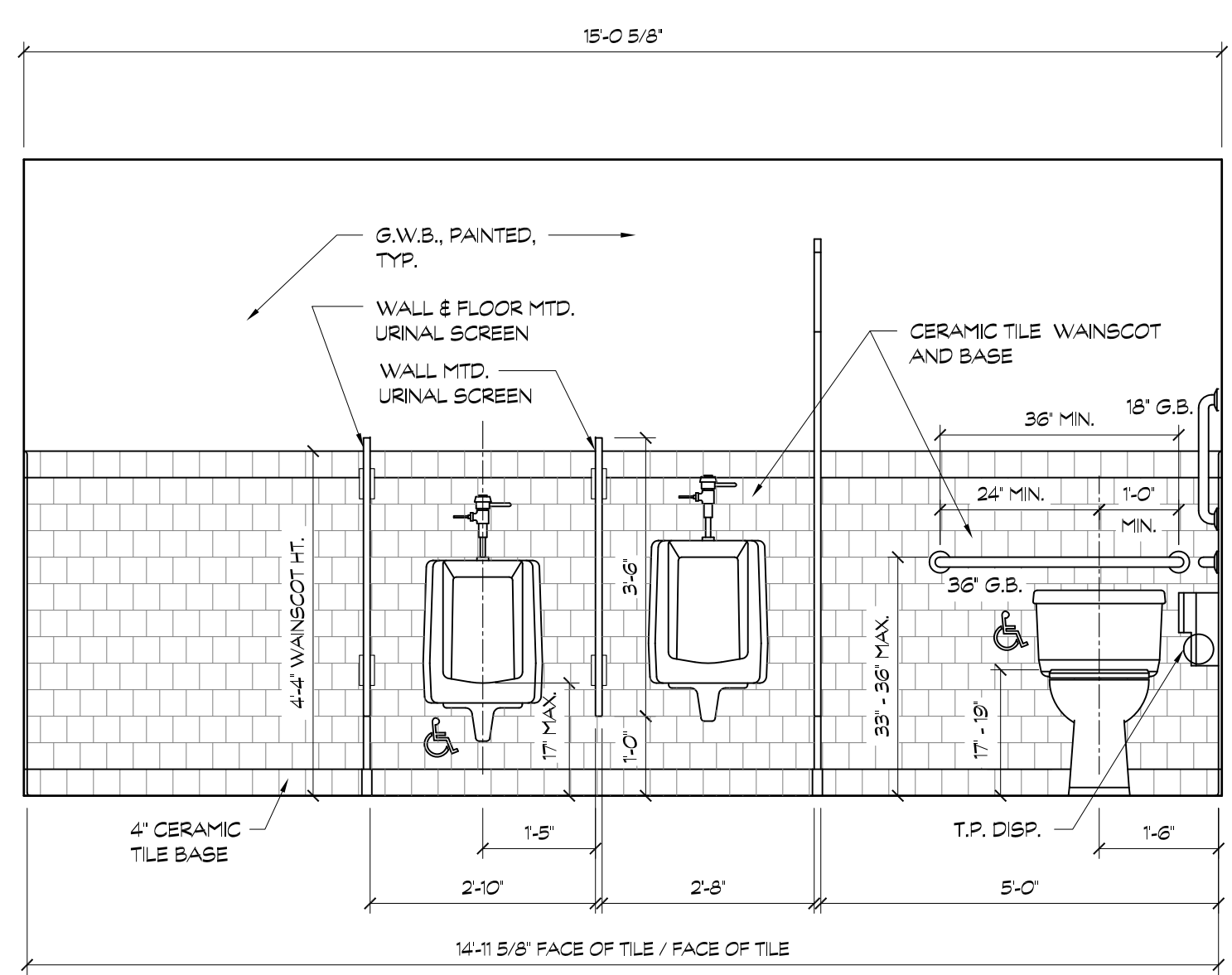
PROJECT: PRONTO MEXICAN FRESH
411 SOUTH CRAIG STREET
OAKLAND, 4TH WARD CITY OF
PITTSBURGH, PENNSYLVANIA 15213

OWNER: MR. MARTIN BOLANOS &
PATRON MEXICAN GRILL
Wexford, Pennsylvania 15090

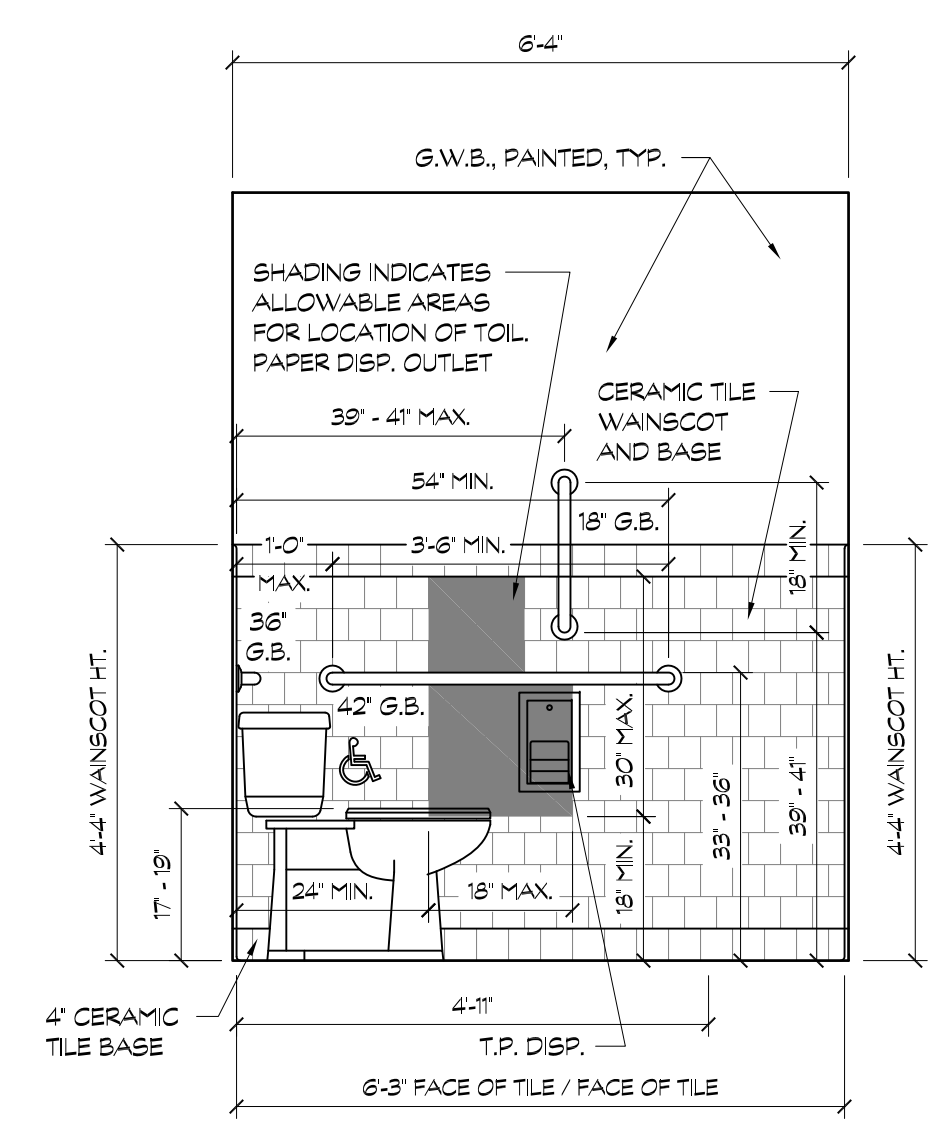
SCALE: AS SHOWN
DATE: 11-27-2019
DRAWN BY: PPAZ/JAD

DWG. TITLE: TOILET ROOM PLANS AND ELEVATIONS

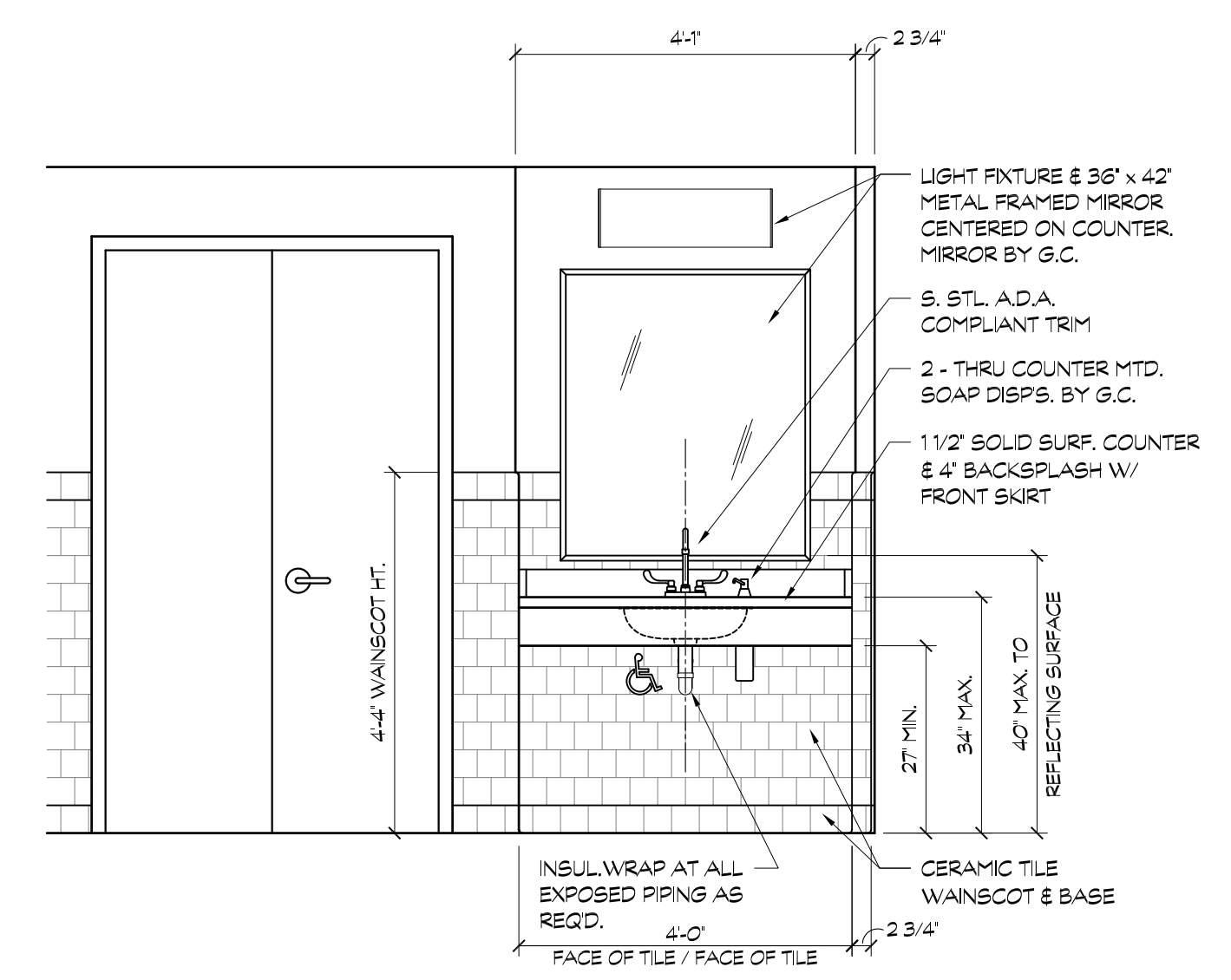
DRAWING NO. **A5.1**
OF



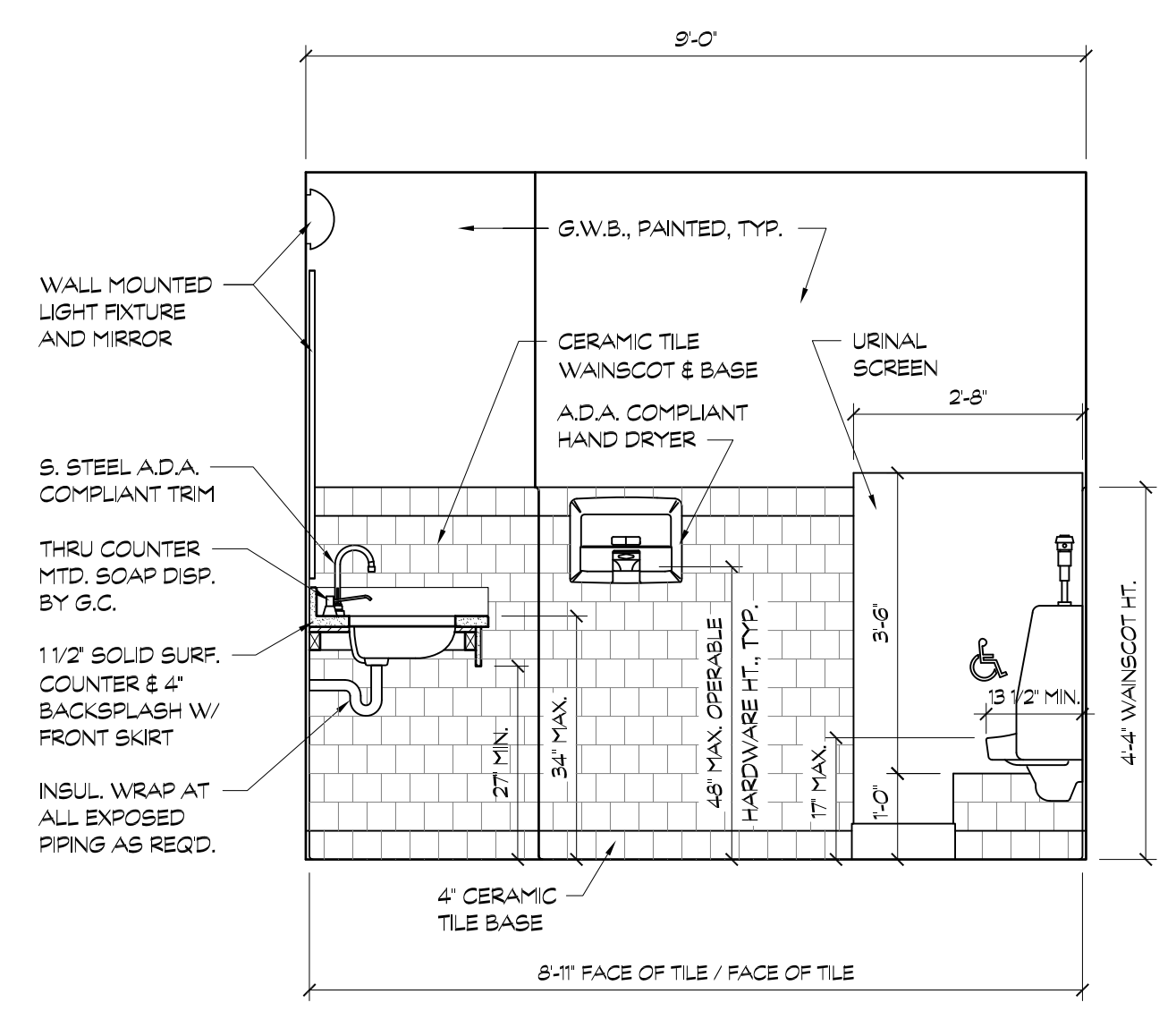
1 TOILET ELEVATION
A5.1 SCALE: 1/2" = 1'-0"



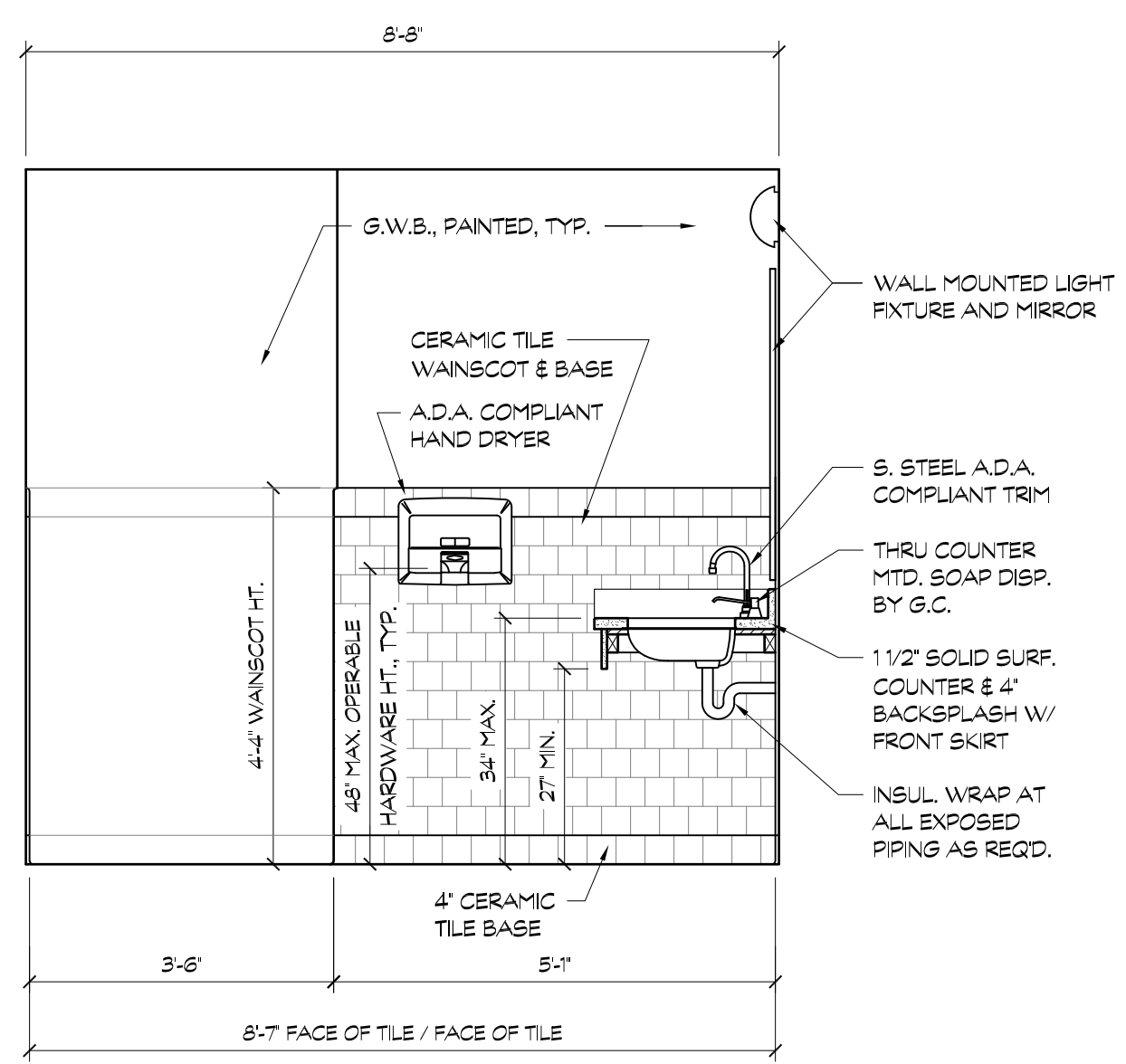
2 TOILET ELEVATION
A5.1 SCALE: 1/2" = 1'-0"



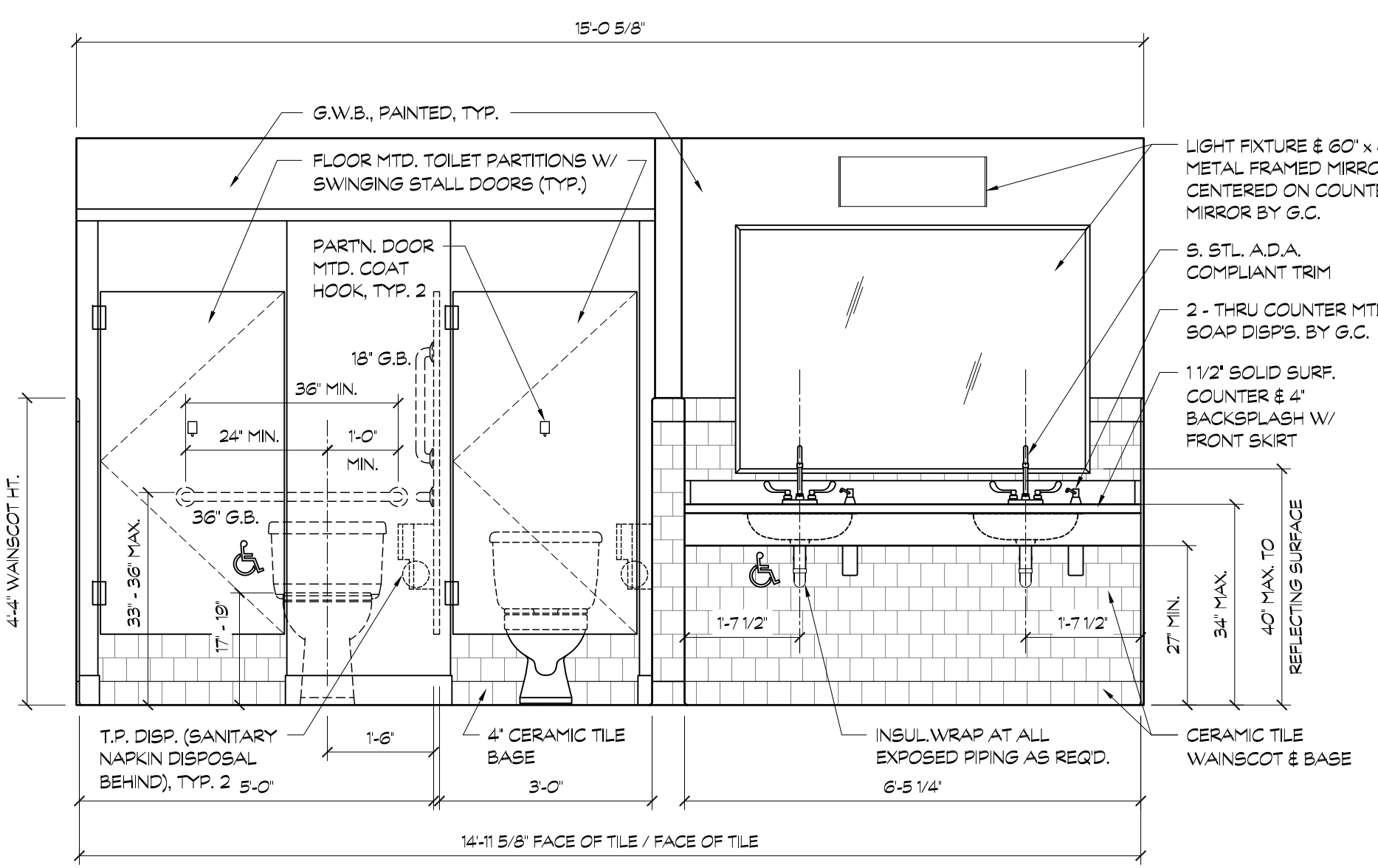
3 TOILET ELEVATION
A5.1 SCALE: 1/2" = 1'-0"



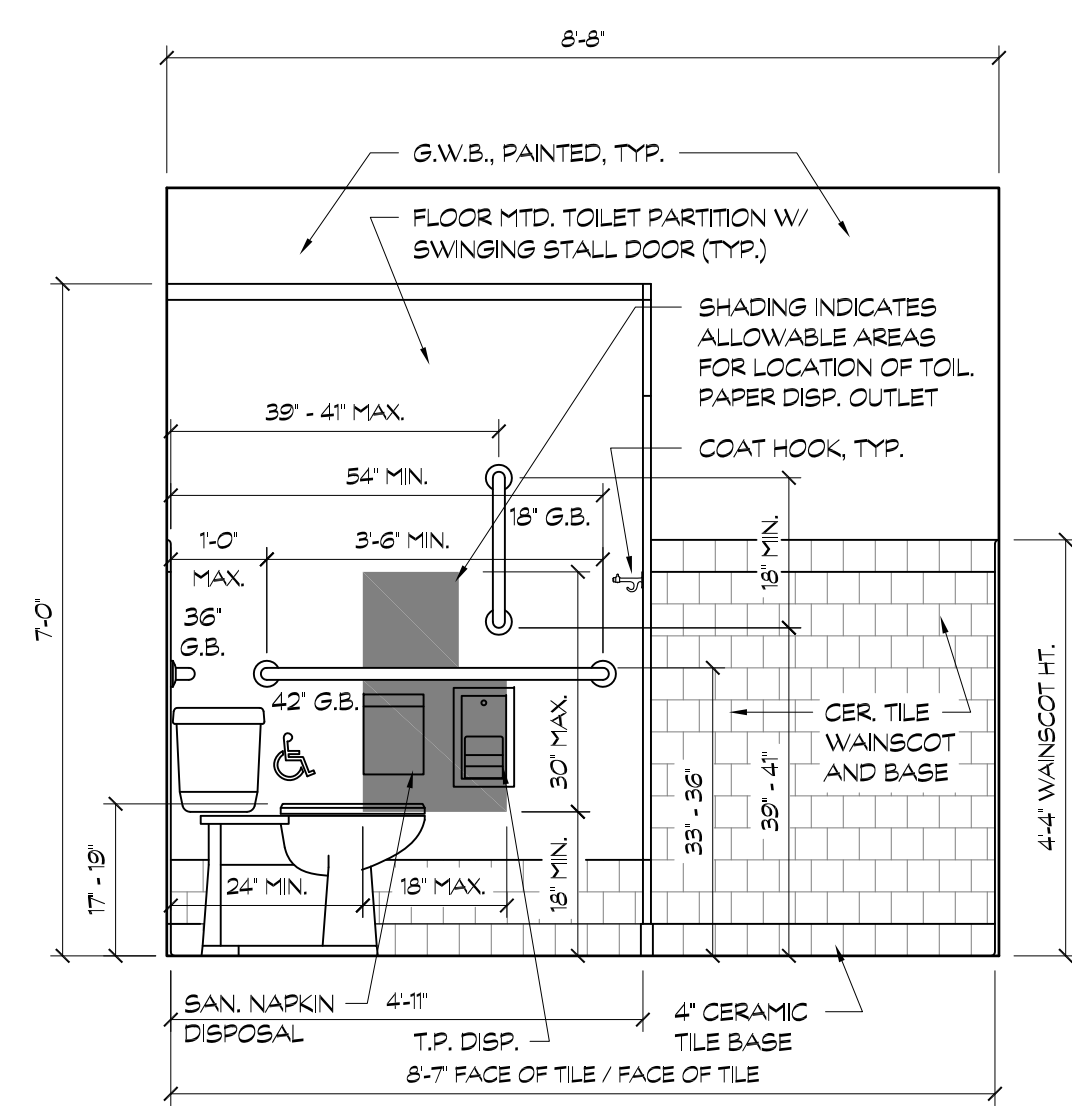
4 TOILET ELEVATION
A5.1 SCALE: 1/2" = 1'-0"



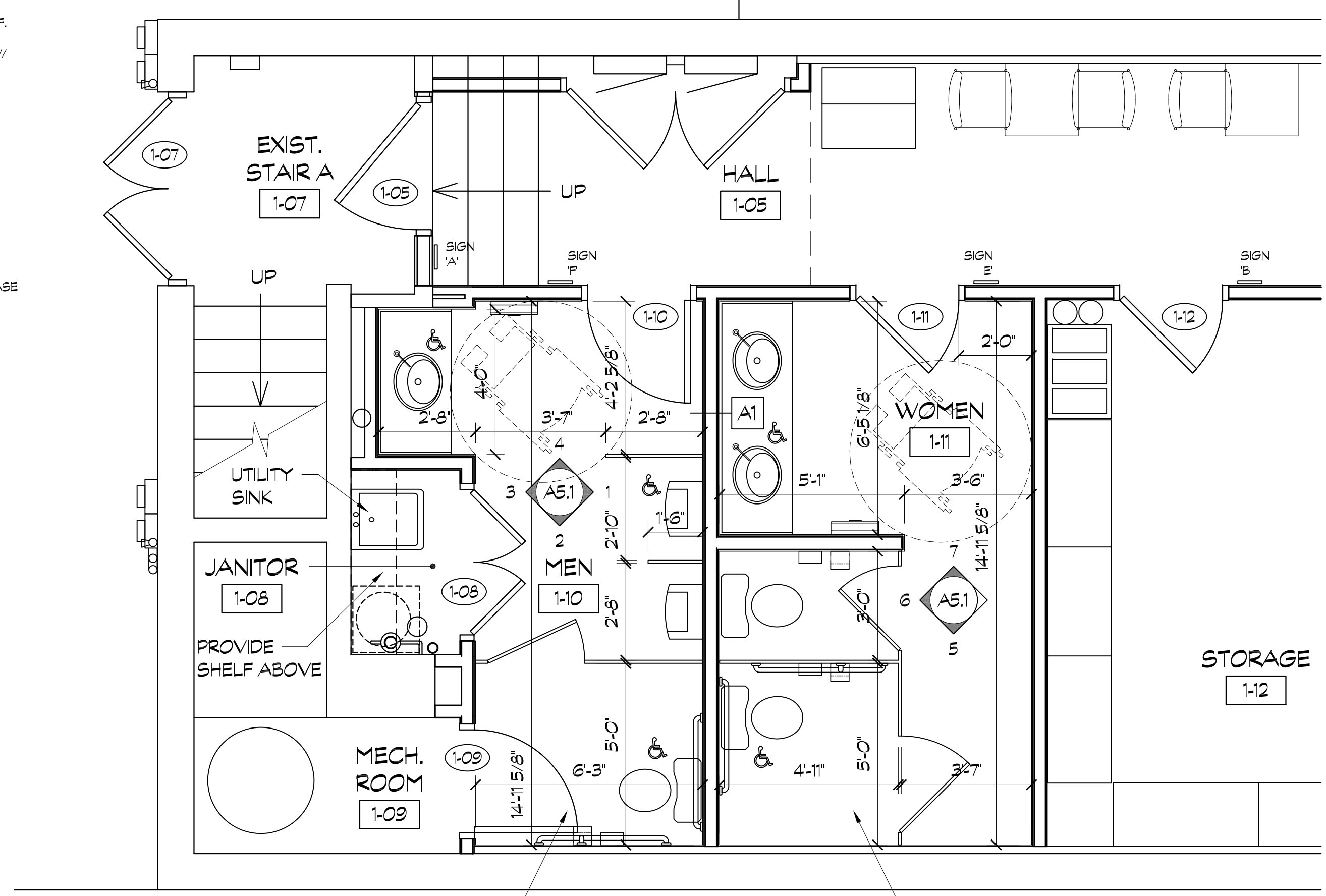
5 TOILET ELEVATION
A5.1 SCALE: 1/2" = 1'-0"



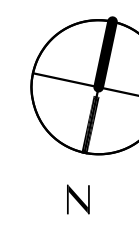
6 TOILET ELEVATION
A5.1 SCALE: 1/2" = 1'-0"



7 TOILET ELEVATION
A5.1 SCALE: 1/2" = 1'-0"



NOTE: TOILET ROOM DIMENSIONS ARE FROM FACE OF CERAMIC TILE TO FACE OF CERAMIC TILE

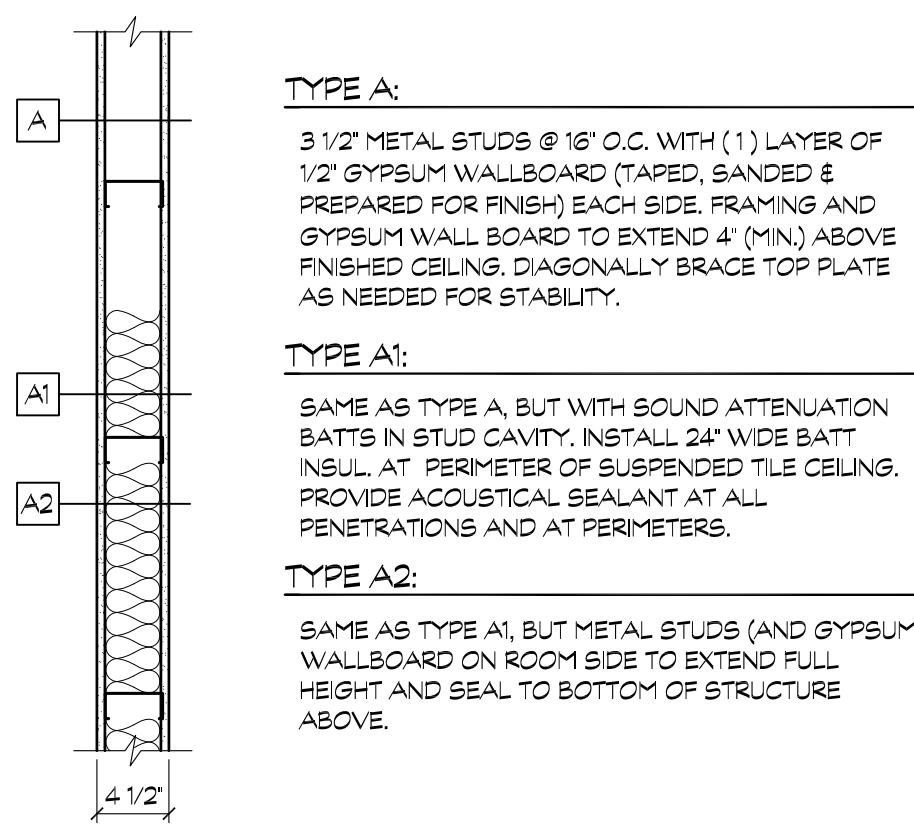


A ENLARGED TOILET ROOM PLAN
A5.1 SCALE: 3/8" = 1'-0"

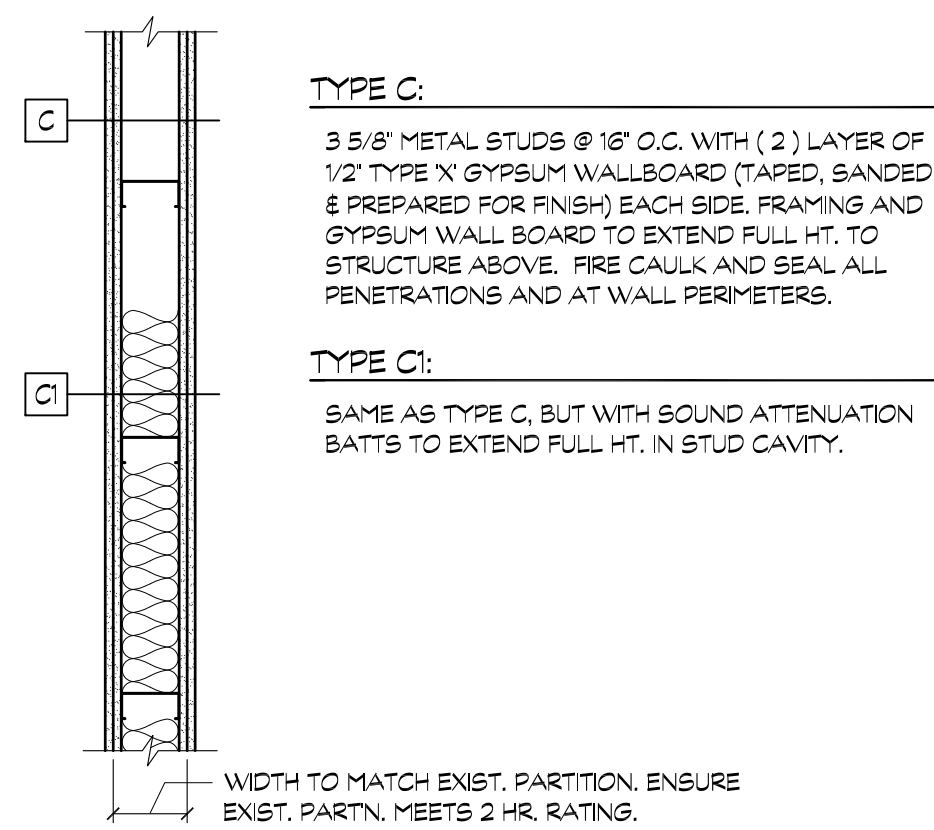
FLOOR LEVEL	ROOM FINISH SCHEDULE																
	ROOM		FLOOR		BASE		NORTH WALL		EAST WALL		SOUTH WALL		WEST WALL		CEILING		NOTES / REMARKS
	ROOM NO.	NAME	MATL.	FINISH	MATL.	FINISH	MATL.	FINISH	MATL.	FINISH	MATL.	FINISH	MATL.	FINISH	MATL.	FINISH	
1-01	DINING AREA 1	CONC.	STAINED	RUBBER	----	GWB / GLASS	PAINT /	----	----	GWB	PAINT	----	----	GWB	PAINT	11'-0 1/2"	
1-02	DINING AREA 2	CONC.	STAINED	RUBBER	----	GWB	PAINT	----	----	GWB	PAINT	----	----	EXIST. CONC. PLANK	PAINT	12'-0"	
1-03	DINING AREA 3	CONC.	STAINED	RUBBER	----	GWB	PAINT	----	----	GWB	PAINT	----	----	EXIST. CONC. PLANK	PAINT	12'-0"	
1-04	DINING AREA 4	CONC.	STAINED	RUBBER	----	GWB	PAINT	GWB	PAINT	GWB	PAINT	----	----	EXIST. CONC. PLANK	PAINT	12'-0"	
1-05	HALL	CONC.	STAINED	RUBBER	----	GWB	PAINT	GWB	PAINT	GWB	PAINT	----	----	G.W.B.	PAINT	10'-0"	
1-06	ELECTRICAL CLOSET	CONC.	STAINED	RUBBER	----	GWB	PAINT	EXIST.	PAINT	EXIST.	PAINT	EXIST.	PAINT	EXIST. CONC. PLANK	PAINT	12'-0"	
1-07	EXIST. STAIR A	CONC.	STAINED	RUBBER	----	EXIST.	PAINT	EXIST.	PAINT	EXIST.	PAINT	EXIST. / GWB	PAINT	EXIST.	----	----	
1-08	JANITOR	CONC.	STAINED	RUBBER	----	EXIST. / GWB	PAINT	EXIST.	PAINT	EXIST.	PAINT	GWB	PAINT	GWB	PAINT	EXIST. GWB	PAINT
1-09	MECHANICAL ROOM	CONC.	STAINED	RUBBER	----	EXIST.	PAINT	EXIST.	PAINT	EXIST. / GWB	PAINT	GWB	PAINT	EXIST. GWB	PAINT		
1-10	MEN	C.T.	----	C.T.	----	C.T./GWB	----	C.T./GWB	----	C.T./GWB	----	C.T./GWB	----	A.C.T.	PRE-FIN.	9'-0"	
1-11	WOMEN	C.T.	----	C.T.	----	C.T./GWB	----	C.T./GWB	----	C.T./GWB	----	C.T./GWB	----	A.C.T.	PRE-FIN.	9'-0"	
1-12	STORAGE	SLP REEBST. VINYL	PRE-FIN.	VINYL	----	GWB	PAINT	GWB	PAINT	GWB	PAINT	----	----	EXIST. CONC. PLANK	PAINT	12'-0"	
1-13	WALK-IN COOLER	SLP REEBST. VINYL	PRE-FIN.	VINYL	----	----	----	----	----	----	----	----	----	----	----	----	
1-14	WASH AREA	SLP REEBST. VINYL	PRE-FIN.	VINYL	----	GWB	PAINT	GWB	PAINT	GWB	PAINT	GWB	PAINT	EXIST. CONC. PLANK	PAINT	12'-0"	
1-15	ORDERING	CONC.	STAINED	RUBBER	----	GWB	PAINT	GWB	PAINT	GWB	PAINT	----	----	EXIST. CONC. PLANK	PAINT	12'-0"	
1-16	KITCHEN	SLP REEBST. VINYL	PRE-FIN.	VINYL	----	GWB / ST. STEEL	PAINT / PRE-FIN.	GWB	PAINT	GWB	PAINT	GWB	PAINT	EXIST. CONC. PLANK	PAINT	12'-0"	
1-17	OFFICE	CONC.	STAINED	RUBBER	----	GWB	PAINT	GWB	PAINT	EXIST.	PAINT	EXIST.	PAINT	EXIST. CONC. PLANK / GWB	PAINT	12'-0"	

FINISH MATERIAL LEGEND

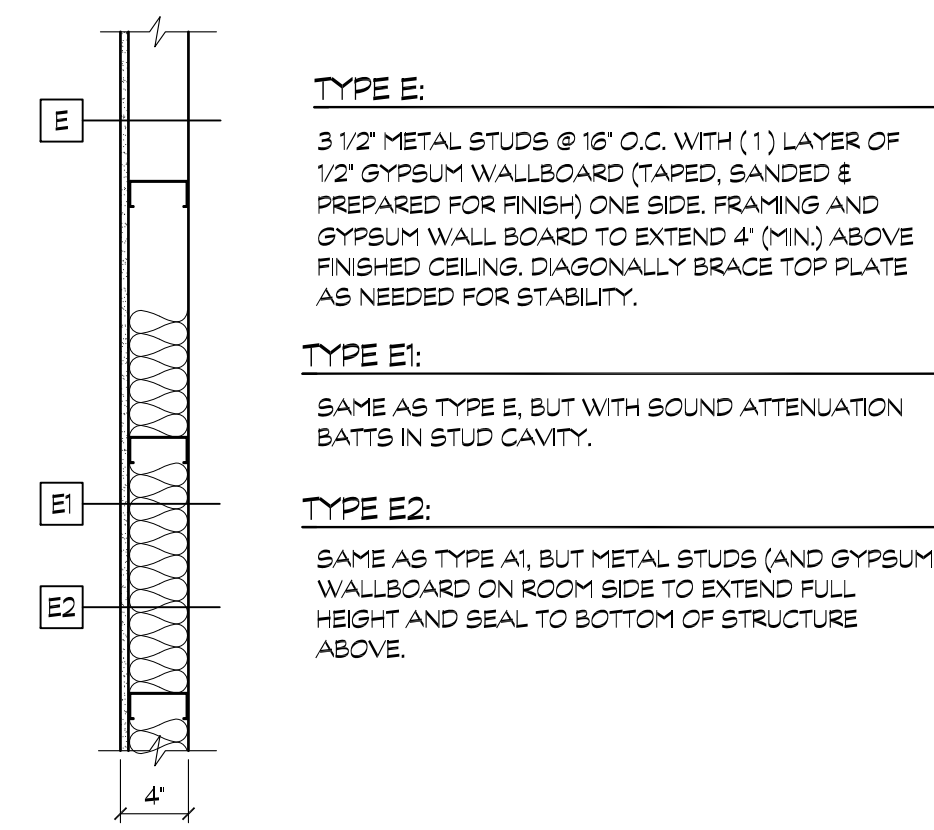
- A.C.T. - SUSPENDED ACOUSTICAL CEILING TILE FLAT, SIMILAR TO OMNI-FIBURED, REGULAR EDGE, DX STANDARD GRID 2' x 4' x 3/4" SIMILAR OR EQUAL TO USG RADAR ILLUSION TWO/24 #3375 OR ARMSTRONG WORLD INDUSTRIES; FINE FIBURED, SECOND LOOK II, TO COMPLY WITH ASTM E 1284 CLASSIFICATIONS.
- C.M.U. - CONCRETE BLOCK MASONRY UNITS, HOLLOW CORE AND SOLID UNITS PER ASTM C80 TYPE N-1 W/ HORIZ. JOINT REINF. @ 16' CTRS. AND VERT. REINF. PER STRUCTURAL DRAWINGS. PROVIDE CORE FILL INSUL. WHERE SCHEDULED.
- CONC - CONCRETE FLOOR SLAB, FINISHED TO RECEIVE CONCRETE FLOOR SEALER
- CPT - CARPET, GLUE DOWN ROLL TYPE GRAPHIC LOOP OR TEXTURED PATTERN LOOP CARPET, SOLUTION DYED NYLON, HIGH PERFORMANCE BACKING, YARN WEIGHT MIN. 24 OZ., 12' ROLL, MANUF. STYLE, AND COLOR TO BE SELECTED FROM STANDARD SELECTIONS.
- C.T. - CERAMIC TILE.
- G.W.B. - GYPSUM WALLBOARD, (TAPED, SANDED, & PREPARED TO RECEIVE FINISH.) FIRE RATED AND MOISTURE RESISTIVE AS REQUIRED BY CODE OR NOTED ON PARTITION SCHEDULE.
- MR. G.W.B. - MOISTURE RESISTANT GYPSUM WALLBOARD, (TAPED, SANDED AND PREPARED TO RECEIVE FINISH.) FIRE RATED AS REQUIRED BY CODE OR NOTED ON PARTITION SCHEDULE. COLOR(S) TO BE SELECTED BY THE ARCHITECT FROM MFR. STANDARD COLORS.
- P. LAM. - PLASTIC LAMINATE, PIONITE, NEVAMAR, FORMICA, WILSONART, SELECTED FROM MFR. STANDARD / OR PREMIUM COLORS. PROVIDE SCRATCH RESISTANT FINISHED LAMINATES AT ALL WORK SURFACES AND COUNTERTOPS. COLOR(S) TO BE SELECTED BY ARCHITECT FROM MANUFACTURERS STANDARD COLORS.
- PAINT - PAINT, LOW VOC COATING COMPLIANT PRODUCTS AS MFR. BY SHERWIN WILLIAMS, PPS PAINTS OR DURON, COLORS TO BE SELECTED BY ARCH. FROM MFR. STANDARD COLORS.
- Q.T. - QUARRY TILE 8' x 8' x 3/8" FLOOR FINISH WITH MATCHING BASE. COLOR(S) TO BE SELECTED BY THE ARCHITECT FROM MANUFACTURERS STANDARD COLORS.
- S.S.F. - SOLID SURFACE, DUPONT CORIAN, SELECTED FROM MFR. STANDARD AND/OR PREMIUM COLORS. PROVIDED COUNTERTOPS SHALL HAVE BULLNOSE RADIUS EDGE. COLOR(S) TO BE SELECTED BY ARCHITECT FROM MANUFACTURERS STANDARD COLORS.
- V.C.T. - VINYL COMPOSITION TILE ARMSTRONG STANDARD EXCELON, 12' x 12' x 1/8" THICK, COLOR(S) TO BE SELECTED BY ARCH. FROM MFR. STANDARD COLORS, COMPLYING WITH ASTM F 1066.
- RUBBER - RUBBER COVE BASE, 4" HIGH CONT. ROLLS AS MANUFACTURED BY JOHNSONITE, TO BE USED WITH CARPET AND V.C.T., COMPLYING WITH FS 55-W-40, TYPE I. COLOR TO BE SELECTED BY ARCHITECT FROM MANUFACTURERS STANDARD COLORS.
- CARP. T. - MODULAR CARPET TILE, 24' x 24', NEXUS BACKED MODULAR, PATTERN LOOP CONSTRUCTION, SOLUTION DYED NYLON, ENCORE SD ULTIMA FIBER TYPE, FACE WEIGHT: 15 OZ. / SQ. YD., PILE DENSITY: 5330 OZ. / CUBIC YD., GAUGE: 1/2, STITCHES: 10/0 STYLE NAME / NUMBER, CONSPRACY MODULAR / #704, COLOR NAME / NUMBER EVIDENCE / #553, INVISION CARPET AS MFR. BY J & J FLOORING GROUP.



METAL STUD & GYPSUM WALLBOARD
1" = 1'-0"



METAL STUD & GYPSUM WALLBOARD
1" = 1'-0"



METAL STUD & GYPSUM WALLBOARD
1" = 1'-0"

PARTITION SCHEDULE

TYPICAL PARTITION NOTES

- ALL PARTITIONS RUN TO ABOVE FINISHED CEILING UNLESS OTHERWISE NOTED.
- FOR WET WALLS, USE WATER-RESISTANT TYPE GYPSUM WALLBOARD.
- THE GENERAL CONTRACTOR SHALL PROVIDE AND INSTALL BLOCKING AS REQUIRED FOR DOOR BUMPERS, GRAB BARS, CASEWORK, MILLWORK, EQUIPMENT, AND OTHER SUPPORTED ACCESSORIES AT ALL GYPSUM WALLBOARD PARTITIONS, ALL BLOCKING TO BE NON-COMBUSTIBLE FIRE RETARDANT.
- PROVIDE SEALANTS AND CAULKINGS AT ALL JOINTS WHERE DIFFERENT MATERIALS ABUT.
- STUD PARTITIONS TO HAVE DOUBLE STUDS AT ALL DOOR JAMB OPENINGS AND TRIPLE STUDS AT CORNERS.
- PROVIDE ACOUSTIC SEALANT AT ALL PARTITIONS WHICH CONTAIN SOUND ATTENUATION BLANKET. SET BOTTOM PLATE IN TWO CONTINUOUS BEADS OF SEALANT.
- WHERE A FIRE RESISTIVE RATING IS REQUIRED FOR THE GYPSUM BOARD ASSEMBLY, DETAILS OF CONSTRUCTION SHALL BE IN ACCORDANCE WITH REPORTS OF FIRE TESTS OF ASSEMBLIES THAT HAVE MET THE FIRE RATING REQUIREMENTS.
- SEE STRUCTURAL DRAWINGS FOR REQUIRED STEEL REINFORCING IN CONC. BLOCK WALLS.

REVISIONS:



ZILKA AND ASSOCIATES, INC.
ARCHITECTURE PLANNING INTERIOR DESIGN
1505 Birch Street, Chambersburg, PA 17004
717-241-5910 phone 717-241-1841 fax

PROJECT:
PRONTO MEXICAN FRESH
411 SOUTH CRAIG STREET
OAKLAND, 4TH WARD CITY OF
PITTSBURGH, PENNSYLVANIA 15213

OWNER:
MR. MARTIN BOLANOS & PATRON MEXICAN GRILL
Westford, Pennsylvania 15090

SCALE: AS SHOWN
DATE: 11-27-2019
DRAWN BY: PPAZ / PJK

DWG. TITLE:
FINISH SCHEDULE AND DETAILS

DRAWING NO.
A6.1
OF

FLOOR LEVEL	DOOR SCHEDULE																		
	TAG	LOCATION	DOOR					FRAME					DETAILS			H/W SET	GLASS TYPE	REMARKS/NOTES	
			TYPE	MATERIAL	SIZE			FIRE RATING	FINISH/COLOR	TYPE	MATERIAL	FIRE RATING	FINISH/COLOR	HEAD	THRESH.				JAMB
					WIDTH	HEIGHT	THK.												
1-01	ENTRANCE		ALUM.	3'-4"	7'-0"	1 3/4"	----	PRE-FIN.	AF-1	ALUM.	----	PRE-FIN.				SET #1	TEMP SAFETY	SEE SHT. 3.1	
1-05	HALL	HM	H.M.	3'-0"	7'-0"	1 3/4"	2 HR.	PAINT	HM1	H.M.	2 HR.	PAINT	H1	J1		SET #6			
1-06	ELECTRICAL CLOSET	HM	H.M.	PR. 3'-0"	7'-0"	1 3/4"	----	PAINT	HM2	H.M.	----	PAINT	H1	J1		SET #4			
1-07	EXTERIOR		ENST.	PAINT						ENST.		PAINT						PRIME, SAND, AND PAINT	
1-08	JANITOR	WD2	H.M.	PR. 3'-0"	7'-0"	1 3/4"	----	STAIN	HM2	H.M.	----	PAINT	H1	J1		SET #4			
1-09	MECHANICAL ROOM	WD	H.M.	3'-0"	7'-0"	1 3/4"	----	STAIN	HM1	H.M.	----	PAINT	H1	J1		SET #2			
1-10	MEN	WD	H.M.	3'-0"	7'-0"	1 3/4"	----	STAIN	HM1	H.M.	----	PAINT	H1	J1		SET #3			
1-11	WOMEN	WD	H.M.	3'-0"	7'-0"	1 3/4"	----	STAIN	HM1	H.M.	----	PAINT	H1	J1		SET #3			
1-12	STORAGE	WD	H.M.	3'-0"	7'-0"	1 3/4"	----	STAIN	HM1	H.M.	----	PAINT	H1	J1		SET #5			
1-17	OFFICE	WD	H.M.	3'-0"	7'-0"	1 3/4"	----	STAIN	HM1	H.M.	----	PAINT	H1	J1		SET #5			

HARDWARE SCHEDULE

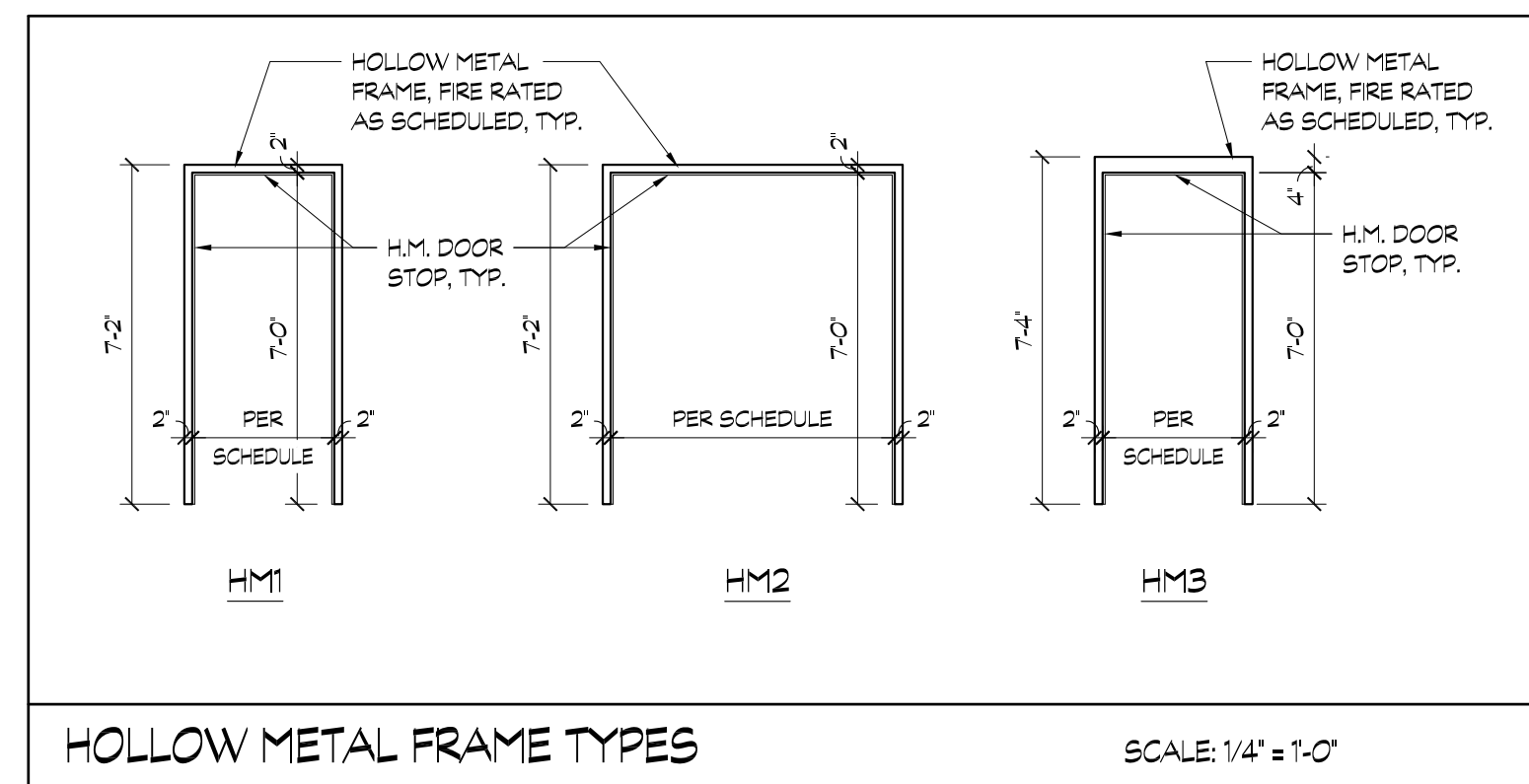
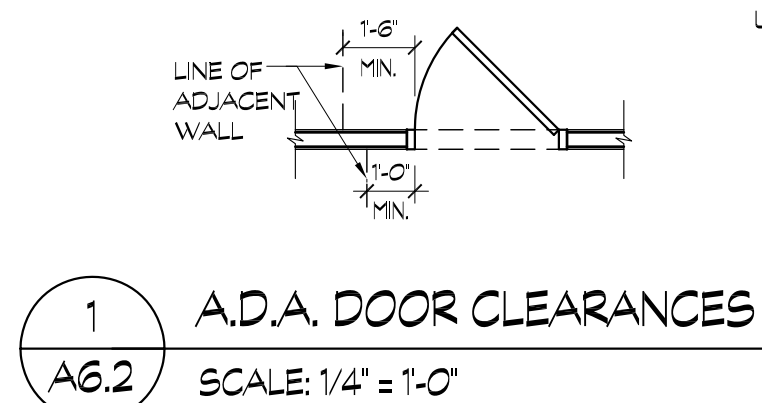
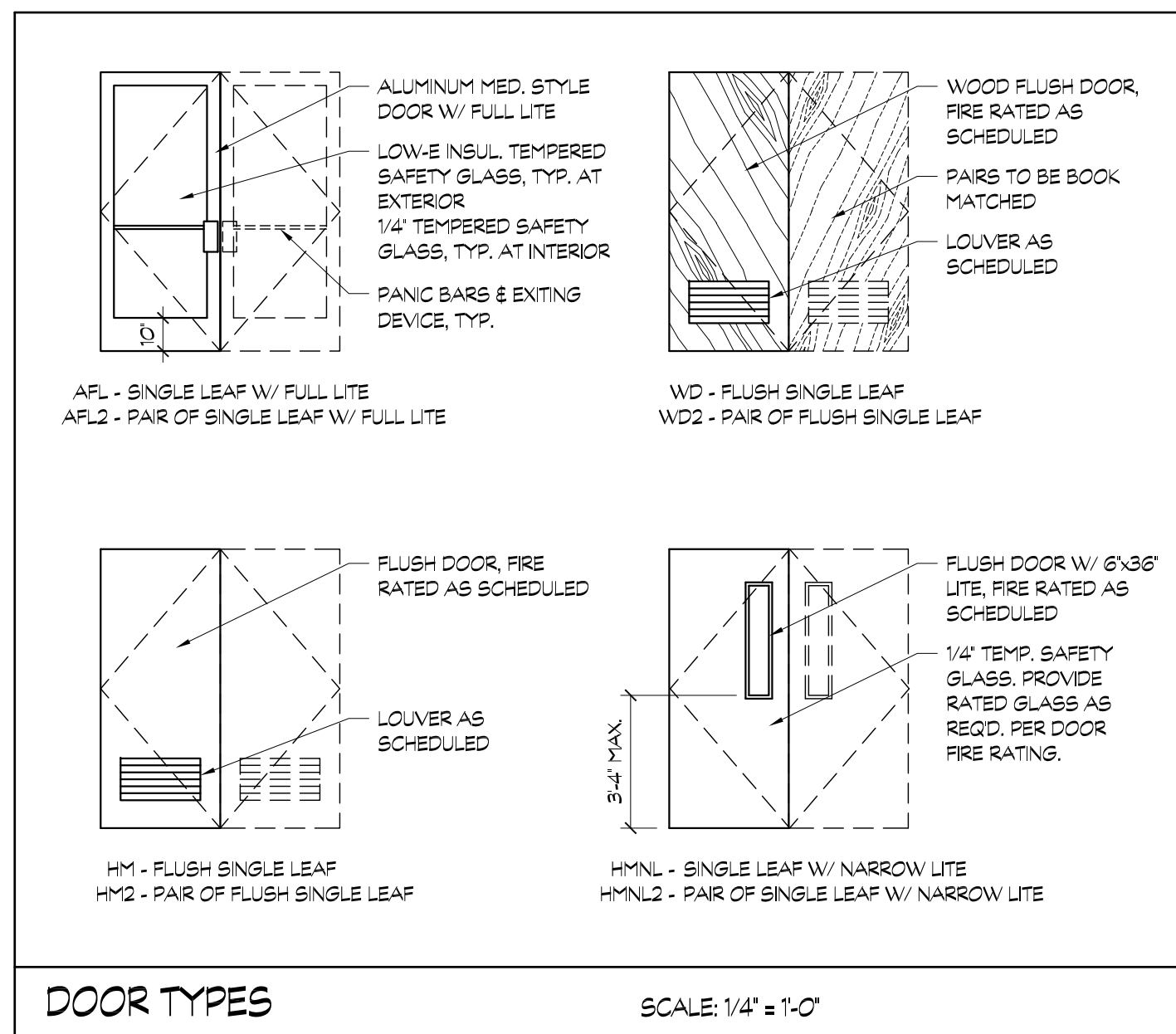
- SET NO. 1 (ALUM. EXTERIOR)
 - HARDWARE BY ALUMINUM DOOR SUPPLIER.
 - MODEL NOS. BASED ON KAWNEER U.N.O.
 - 1/2 PR. N.R.P. HINGES OR KAWNEER STANDARD
 - 1 CLOSER
 - 1 SET WEATHERSTRIPPING KAWNEER SEALAIR
 - 1 DOOR BOTTOM WEATHER-STRIPS
 - 1 PANIC DEVICE
 - 1 PULL HANDLE
 - RM LOCK CYLINDER AS REQD.
 - 1 ALUM. THRESHOLD (A.D.A. ACCESSIBLE)
 - 1 STOP
 - DOOR GLAZING STOPS
- SET NO. 2
 - 1/2 PR. HINGES
 - 1 LOCKSET
 - FLUSH BOLTS
 - DUSTPROOF STRIKE
 - CLOSERS
- SET NO. 3
 - 1/2 PR. HINGES
 - CLOSER
 - KICKPLATE
 - STOP
- SET NO. 4
 - 3 PR. HINGES
 - 1 LOCKSET
 - 2 FLUSH BOLTS
 - DUSTPROOF STRIKE
 - CLOSERS
 - 2 KICKPLATES
 - 1 STEEL ASTRAGAL (W/ H.M. DOORS)
- SET NO. 5
 - 1/2 PR. HINGES
 - 1 LOCKSET (OFFICE)
 - CLOSER
 - KICKPLATE
 - STOP
- SET NO. 6
 - 1/2 PR. HINGES
 - 1 PANIC DEVICE
 - 1 LOCKSET
 - CLOSER
 - THRESHOLD
 - KICKPLATE
 - STOP

HARDWARE NOTES

- MANUFACTURERS: (UNLESS NOTED OTHERWISE)
- HINGES: HAGER
- LOCKSETS, LATCHSETS & CYLINDERS: SCHLAGE
- PANIC DEVICES: VON DUPRIN
- CLOSERS: DOR-O-MATIC (LCN @ ALUM. DOORS)
- STOPS, BOLTS, & KICKPLATES: ROCKWOOD
- THRESHOLDS & WEATHERSTRIP: NATIONAL GUARD
- FINISH: PRIMARILY US26D (SATIN CHROME) AND US32D (SATIN STAINLESS) CLOSERS SPRAYED TO MATCH.
- KEYING: NEW SCHLAGE MASTER KEY AS DIRECTED BY OWNER. INTERCHANGEABLE CORES, 3 KEYS PER LOCKSET

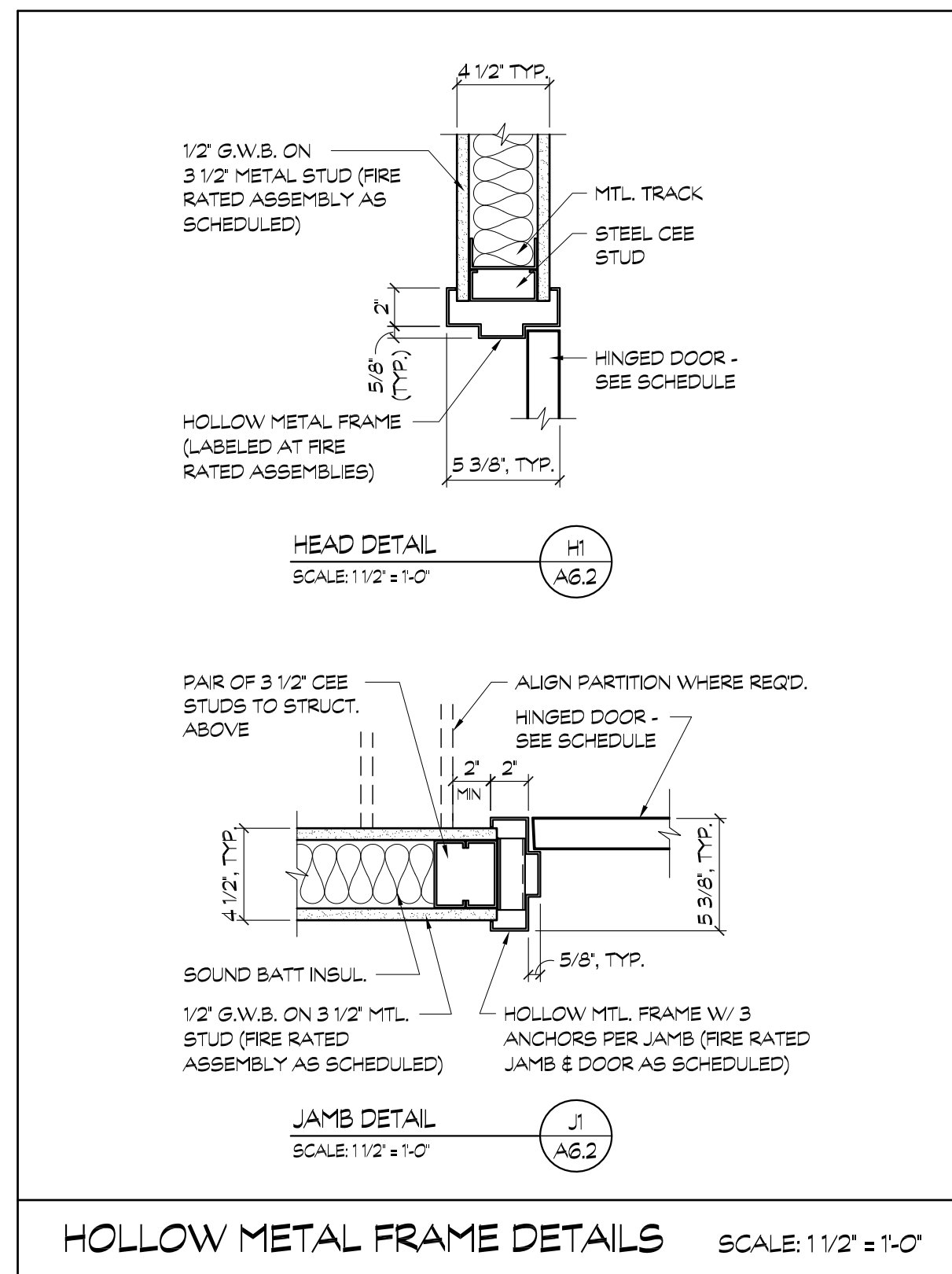
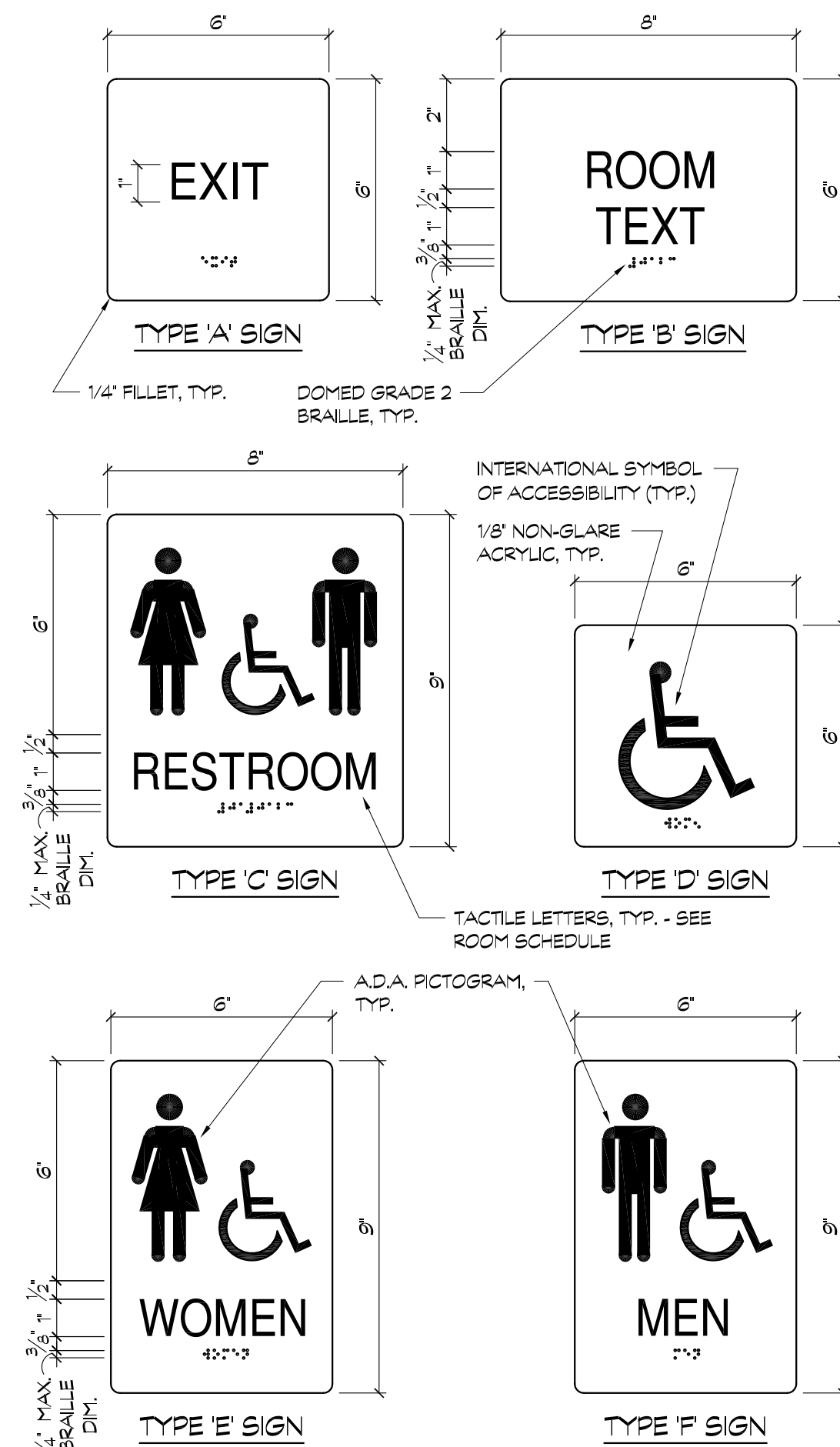
TYPICAL DOOR AND FRAME NOTES

- (NOT ALL LISTED NOTES ARE USED ON THIS PROJECT)
- A. ALL HARDWARE SETS TO BE REVIEWED AND VERIFIED BY THE CONTRACTORS ARCHITECTURAL HARDWARE CONSULTANT.
- B. ALL TRIMS, LATCH SETS, LOCK SETS, AND PULLS SHALL BE A.D.A. COMPLIANT.
- C. ALL HOLLOW METAL FRAMES SHALL HAVE RUBBER GLAZERS.
- D. ALL HOLLOW METAL FRAMES & DOORS TO BE PAINTED IN ACCORDANCE WITH THE SPECIFICATIONS - COLORS TO BE SELECTED.
- E. TYPICALLY PROVIDE 1 1/2 PAIR OF HINGES PER SWINGING DOOR LEAF.
- F. PROVIDE ALL NECESSARY DOOR & FRAME REINFORCING REQD. BY HARDWARE INSTALLATIONS, SEE HARDWARE SPECS.
- G. ALL FRAMES MUST BE SET ABSOLUTELY PLUMB, SQUARE, & LEVEL.
- H. CAULK ALL JOINTS WHERE FRAMES ABUT OTHER MATERIALS.
- J. PROVIDE TYPED SAFETY TYPE GLAZING WHERE REQD. BY CODE AND/OR AS NOTED ON DWGS.
- K. PROVIDE FINAL CLEANING & ADJUSTMENTS AS PER SPECS.
- L. PROVIDE UNDERCUT AT ALL JANITOR, TOILET ROOM DOORS, OR TYPICALLY AS DIRECTED ON MECH. DWGS.
- M. FIELD VERIFY WALL CONSTRUCTION AND WIDTH, COORDINATE & ADJUST FRAME WIDTH OR CONSTRUCTION DETAIL AS REQD. W/ SAME.
- N. PROVIDE U.L. RATED HOLLOW METAL FRAMES & JAMB ANCHORS AT ALL RATED DOORS. SEE DOOR SCHEDULE FOR LOCATION.
- P. PROVIDE TRANSITION OF FLOOR MATERIALS AT THE CENTERLINE OF DOORS. PROVIDE THRESHOLDS AND / OR TRANSITION STRIPS AS REQD. FOR TYPE OF FINISH MATERIALS USED.
- Q. ALL HOLLOW METAL FRAMES TO BE GROUTED OR SEALED SOLD.
- R. PROVIDE A MINIMUM OF THREE (3) ANCHORS PER JAMB, TYPICAL.
- S. PROVIDE SWEEPS, SEALS AND WEATHER STRIPS AS REQUIRED AT ALL EXTERIOR DOORS. EXTERIOR DOORS AND FRAMES TO BE INSULATED.
- T. SELECT ENTRY DOORS TO RECEIVE CARD SWIPE OR KEY PAD DEVICE. ELEC. CONTRACTOR TO PROVIDE ELECTRIC CIRCUIT TO DOOR FRAME AS REQD. HARDWARE SUPPLIER TO PROVIDE ELECTRIC STRIKES AS PART OF DOOR HARDWARE SCOPE.
- U. GARAGE DOOR OPERATOR BUTTONS, CONTROLS AND/OR SWITCHES SHALL BE LOCATED SO AS TO CONFORM TO IBC 2015: 109.13; ANSI A117.1-2010: 309.3, 308.1



TACTILE GRAPHICS & GRADE 2 BRAILLE SIGNS

- SIGN MATERIAL: 1/8" THICK MINIMUM, COLORED NON-GLARE ACRYLIC BASE WITH RAISED ACRYLIC LETTERS. COLORS TO BE SELECTED, PAINTED SURFACES ARE UNACCEPTABLE.
- TACTILE LETTER TYPE: UPPER CASE ONLY. TACTILE LETTER HEIGHT: 5/8" MIN. - 2" MAX, ALL TEXT RAISED 1/32" MIN. TACTILE LETTER STYLE: SANS SERIF (SUCH AS HELVETICA, OPTIMA, OR SIMILAR). CHARACTER WIDTH: 55% - 100% OF CHARACTER HEIGHT. CHARACTER STROKE: 10% - 15% OF CHARACTER HEIGHT. INTER-CHARACTER SPACING: 1/8" MIN. - 3/8" MAX.
- ADA PICTOGRAM: RAISED WITHIN 6" MIN. FIELD. VERBAL DESCRIPTION DIRECTLY BELOW. CHARACTERS OR BRAILLE SHALL NOT BE LOCATED IN THE PICTOGRAM FIELD. FINISH AND CONTRAST: NON-GLARE FINISH W/ EITHER A LIGHT PICTOGRAM ON A DARK FIELD OR A DARK PICTOGRAM ON A LIGHT FIELD.
- SYMBOLS OF ACCESSIBILITY: USE THE INTERNATIONAL SYMBOL OF ACCESSIBILITY. FINISH AND CONTRAST: NON-GLARE FINISH W/ EITHER A LIGHT PICTOGRAM ON A DARK FIELD OR A DARK PICTOGRAM ON A LIGHT FIELD.
- BRAILLE: DOMED GRADE 2 BRAILLE THAT MEETS ANSI AND ADA REQUIREMENTS. POSITION: BRAILLE SHALL BE BELOW THE CORRESPONDING TEXT, SEPARATED 3/8" MIN. FROM ANY OTHER TACTILE CHARACTERS AND RAISED BORDERS OR DECORATIVE ELEMENTS.
- SIGN FINISH AND CONTRAST: CHARACTERS AND BACKGROUND TO BE NON-GLARE FINISH. CHARACTERS AND SYMBOLS MUST CONTRAST WITH BACKGROUND. LIGHT CHARACTERS / SYMBOLS ON DARK BACKGROUND PREFERRED.
- HEIGHT ABOVE FLOOR: TACTILE CHARACTERS SHALL BE 48" MIN. ABOVE THE FLOOR, MEASURED TO THE BASELINE OF THE LOWEST TACTILE CHARACTER AND 60" MAX. ABOVE FLOOR, MEASURED TO THE BASELINE OF THE HIGHEST TACTILE CHARACTER. BRAILLE SHALL BE 48" MIN. ABOVE THE FLOOR MEASURED TO THE BASELINE.
- LOCATION: WHERE A TACTILE SIGN IS PROVIDED AT A DOOR, THE SIGN SHALL BE ALONGSIDE THE DOOR AT THE LATCH SIDE. WHEN PROVIDED AT DOUBLE DOORS W/ ONE ACTIVE LEAF, LOCATE SIGN ON INACTIVE LEAF. WHEN PROVIDED AT DOUBLE DOORS WITH TWO ACTIVE LEAFS, LOCATE SIGN TO THE RIGHT OF THE RIGHT-HAND DOOR. EXCEPTION: SIGNS WITH TACTILE CHARACTERS SHALL BE PERMITTED ON THE PUSH SIDE OF DOORS WITH CLOSERS AND WITHOUT HOLD-OPEN DEVICES.



REVISIONS:

ZILKA AND ASSOCIATES, INC.
ARCHITECTURE PLANNING INTERIOR DESIGN
1505 Birch Street, Newark, PA 15750
724-274-5910 phone 412-241-1841 fax

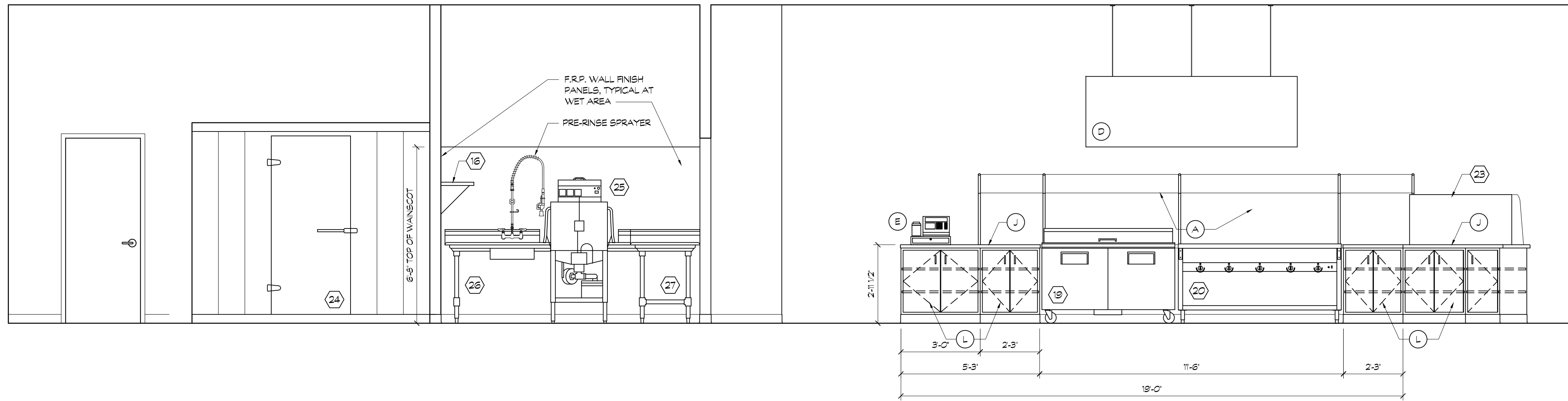
PROJECT: PRONTO MEXICAN FRESH
411 SOUTH CRAIG STREET
OAKLAND, 4TH WARD CITY OF PITTSBURGH, PENNSYLVANIA 15213

OWNER: MR. MARTIN BOLANOS & PATRON MEXICAN GRILL
Wexford, Pennsylvania 15090

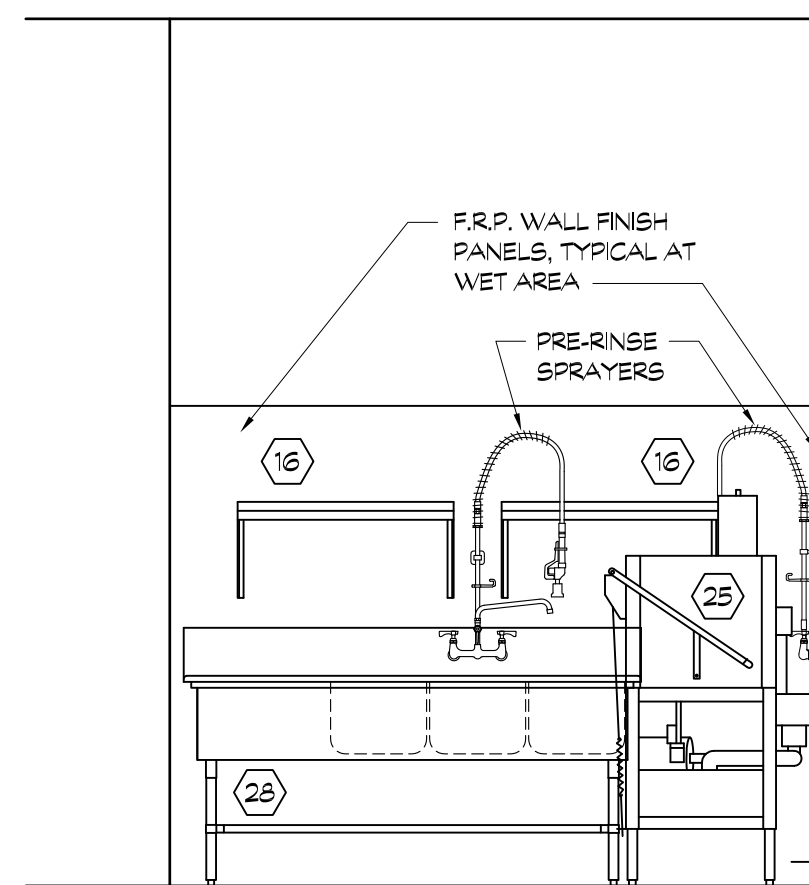
SCALE: AS SHOWN
DATE: 11-27-2019
DRAWN BY: PPAZ/PJK

DWG. TITLE: DOOR SCHEDULE AND DETAILS

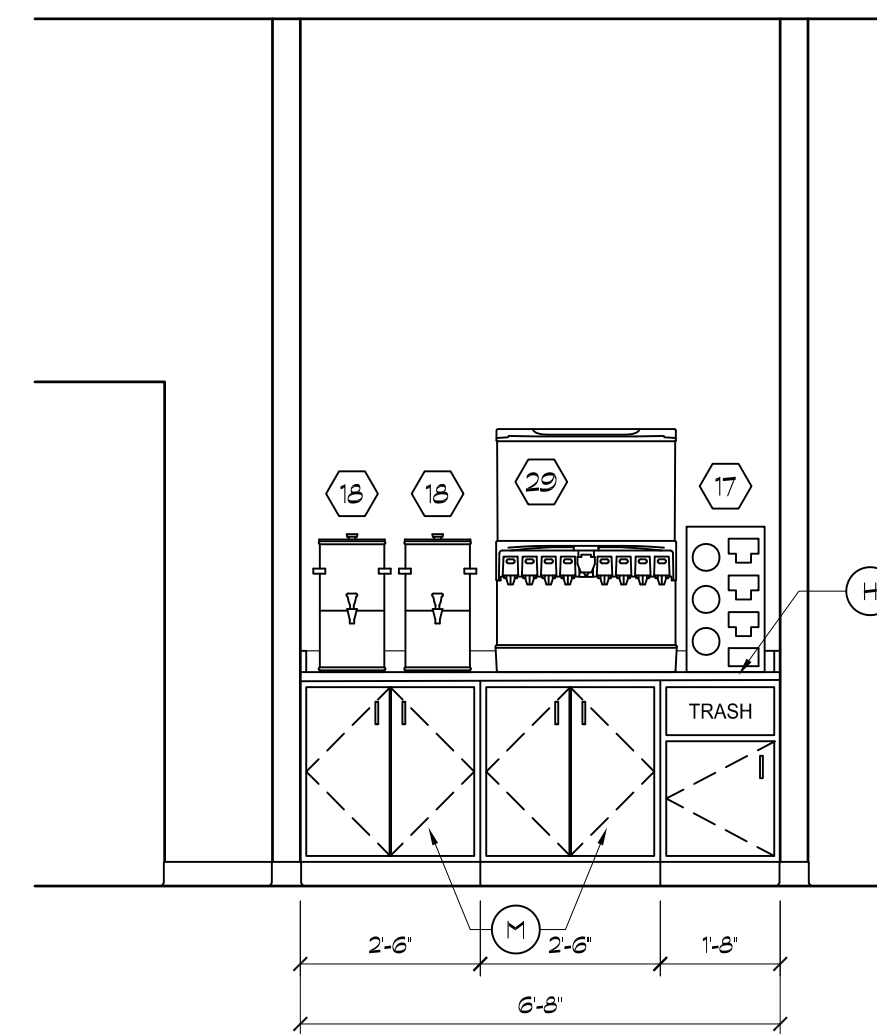
DRAWING NO. **A6.2** OF



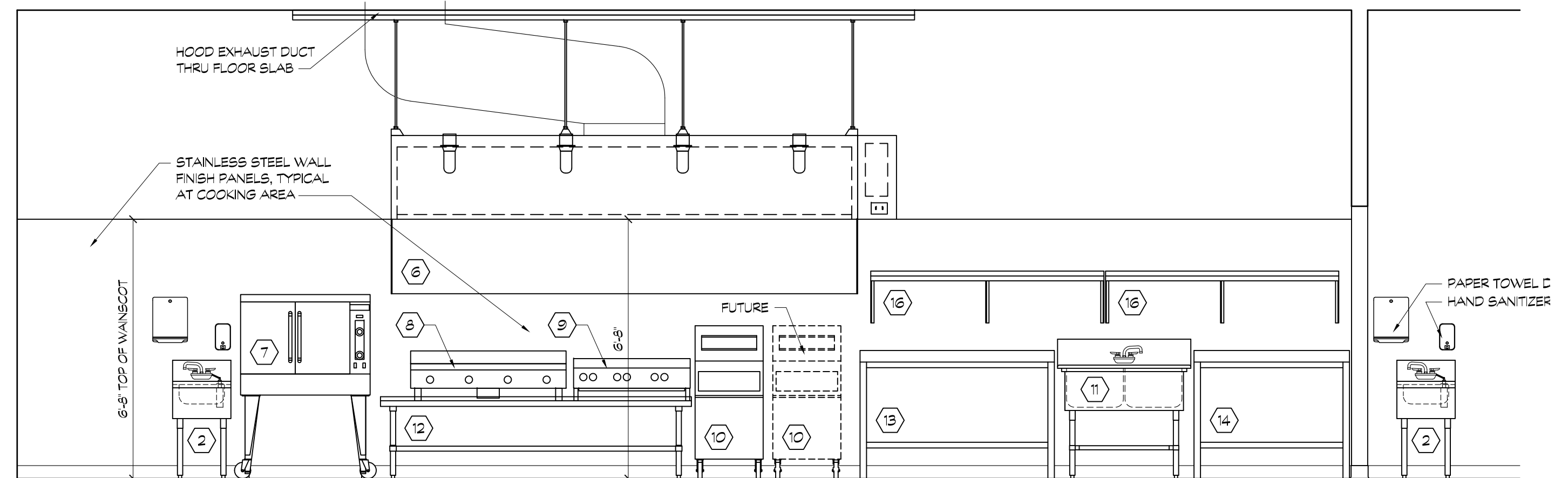
1 INTERIOR ELEVATION - STORAGE / WASH AREA / KITCHEN
 A7.1 SCALE: 3/8" = 1'-0"



2 INTERIOR ELEV. - WASH AREA
 A7.1 SCALE: 3/8" = 1'-0"



3 INTERIOR ELEV. - KITCHEN
 A7.1 SCALE: 3/8" = 1'-0"



4 INTERIOR ELEVATION - KITCHEN
 A7.1 SCALE: 3/8" = 1'-0"

FOOD SERVICE EQUIPMENT SCHEDULE			
MK	DESCRIPTION	MANUFACTURER	MODEL
1	60" BACK BAR COOLER	TRUE	TBB-24-60G-S-HC-LD
2	18" FREESTANDING HAND SINK	KROWNE	KR18-18ST
3	UNDERCOUNTER ICE MACHINE	SCOTSMAN	PRODIGY CU2026
4	60" TRIPLE BOWL BAR SINK	KROWNE	KR18-53C
5	42" BLENDER / ICE BIN WORKSTATION	KROWNE	18-W42R
6	12'-0" WALL CANOPY EXHAUST HOOD	CAPTIVEAIRE	5424 ND-2
7	40" CONVECTION OVEN	VULCAN	VC5G
8	48" LOW PROFILE GRIDDLE	VULCAN	19A448
9	38" x 6 BURNER LOW PROFILE HOTPLATE	VULCAN	VCRH36
10	21" FREE STANDING DEEP FRYER	VULCAN	1TR85D
11	42" DOUBLE BOWL SINK	JOHN BOOS	2PB18244
12	98" x 30" ST. STEEL EQUIPMENT TABLE	ADVANCE TABCO	ES-306
13	60" x 30" ST. STEEL WORK TABLE	JOHN BOOS	ST6R5-306059K
14	48" x 30" ST. STEEL WORK TABLE	JOHN BOOS	ST6R5-304859K
15	72" ST. STEEL WALL SHELF	REGENCY	600W51572
16	38" ST. STEEL WALL SHELF	REGENCY	600W51536

FOOD SERVICE EQUIPMENT SCHEDULE			
MK	DESCRIPTION	MANUFACTURER	MODEL
18	ICED TEA DISPENSER	CURTIS	TC-5HS
19	60" SANDWICH / SALAD PREP TABLE	TRUE	TSSU-60-18-HC
20	74" x 5 WELL STEAM TABLE	DUKE	E-S-OL55
21	3 BOWL PRE-MIXED DRINK DISPENSER	CRATCO	D35-3
22	MEDIUM-DUTY BLENDER	WARING	BB340
23	48" FOOD DISPLAY CASE		
24	9'-0" x 9'-0" WALK-IN COOLER	NOR-LAKE	FAST-TRAK, 7-7 HT.
25	DISHWASHER	CMA DISHMACHINES	AH/C
26	48" SOLED DISH TABLE, LEFT	CMA DISHMACHINES	BL-48
27	CLEAN DISH TABLE, RIGHT		
28	76" TRIPLE BOWL SINK	JOHN BOOS	3PB1824-1D16
29	SODA POP DISPENSER	BY PEPSI	
30	CARBONATION TANKS & SYRUP RACKS	BY PEPSI	

MISCELLANEOUS EQUIPMENT SCHEDULE		
MK	DESCRIPTION	REMARKS
A	ANGLED SNEEZE GUARD SYSTEM	24" VERTICAL, 12" ANGLE
B	METAL BAR FOOTRAL	
C	SMALL MENU BOARD, WALL MTD.	
D	LARGE MENU BOARD, CLG. HUNG	
E	POS SYSTEM W/ CREDIT CARD READER	
F	ETCHED GLASS PRIVACY PANELS	
G	STAINLESS STEEL WRAPPED COUNTER	
H	SOLID SURFACE COUNTER & BACKSPLASH	
J	SOLID SURFACE COUNTER W/O BACKSPLASH	
K	SOLID SURFACE OR WOOD WALL CAP	
L	P. LAM. FACED BASE CABINET W/ ADJ. SHELVES	
M	P. LAM. FACED BASE CABINET W/O SHELVES	
N	P. LAM. FACED DRAWER BASE	

REVISIONS:

ZILKA AND ASSOCIATES, INC.
 ARCHITECTURE PLANNING INTERIOR DESIGN
 1505 Birch Street, Chesham, PA 15024
 724-274-5910 phone 412-241-1841 fax

PROJECT: PRONTO MEXICAN FRESH
 411 SOUTH CRAIG STREET
 OAKLAND, 4TH WARD CITY OF
 PITTSBURGH, PENNSYLVANIA 15213

OWNER: MR. MARTIN BOLANOS &
 PATRON MEXICAN GRILL
 Wexford, Pennsylvania 15090

SCALE: AS SHOWN
 DATE: 11-27-2019
 DRAWN BY: PPAZ /PJK

DWG. TITLE:
 INTERIOR ELEV.
 WASH AREA &
 KITCHEN

DRAWING NO.
A7.1
 OF

REVISIONS:



ZILKA AND ASSOCIATES, INC.
 ARCHITECTURE PLANNING INTERIOR DESIGN
 1305 Birch Street, Chester, PA 15024
 724-274-5910 phone 412-241-1841 fax

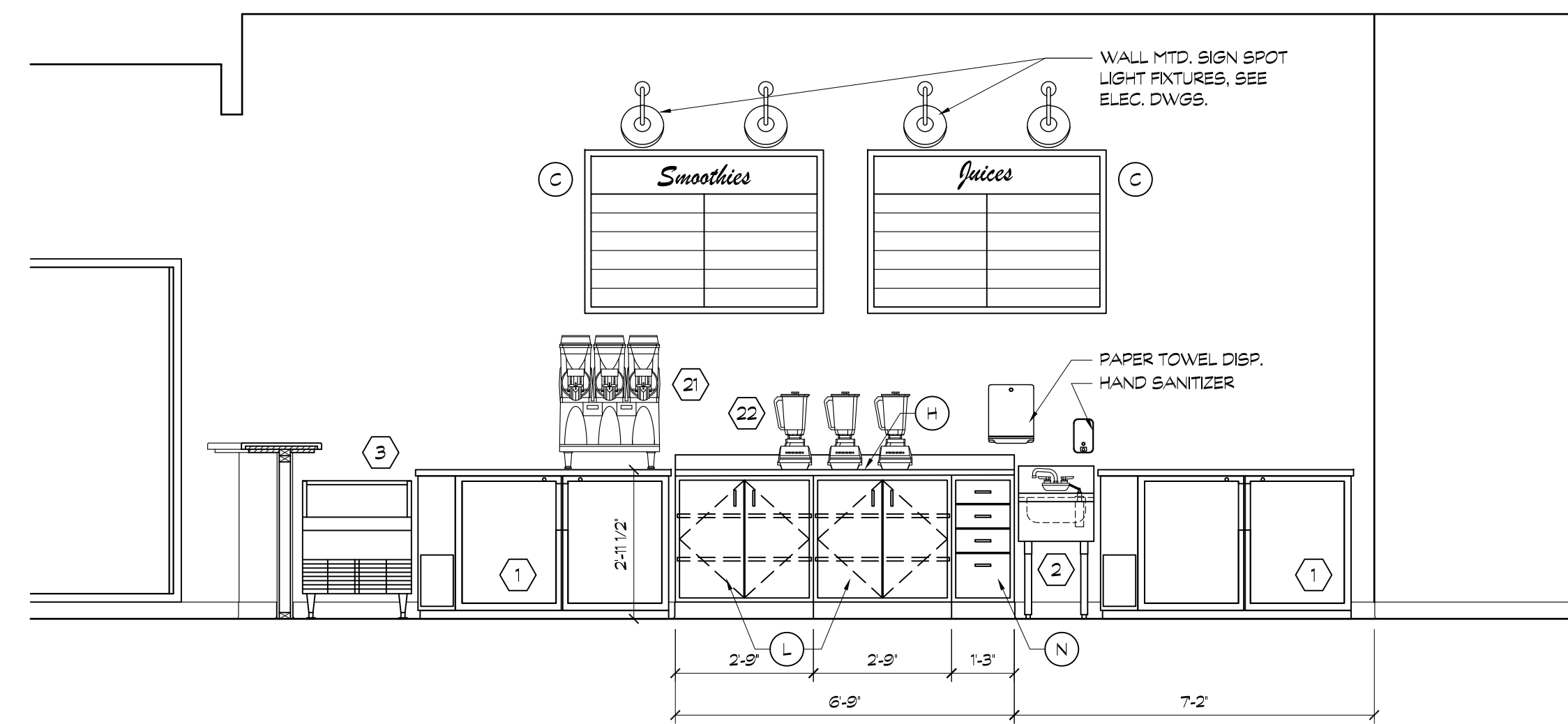
PROJECT: PRONTO MEXICAN FRESH
 411 SOUTH CRAIG STREET
 OAKLAND, 4TH WARD CITY OF
 PITTSBURGH, PENNSYLVANIA 15213

OWNER: MR. MARTIN BOLANOS &
 PATRON MEXICAN GRILL
 Wexford, Pennsylvania 15090

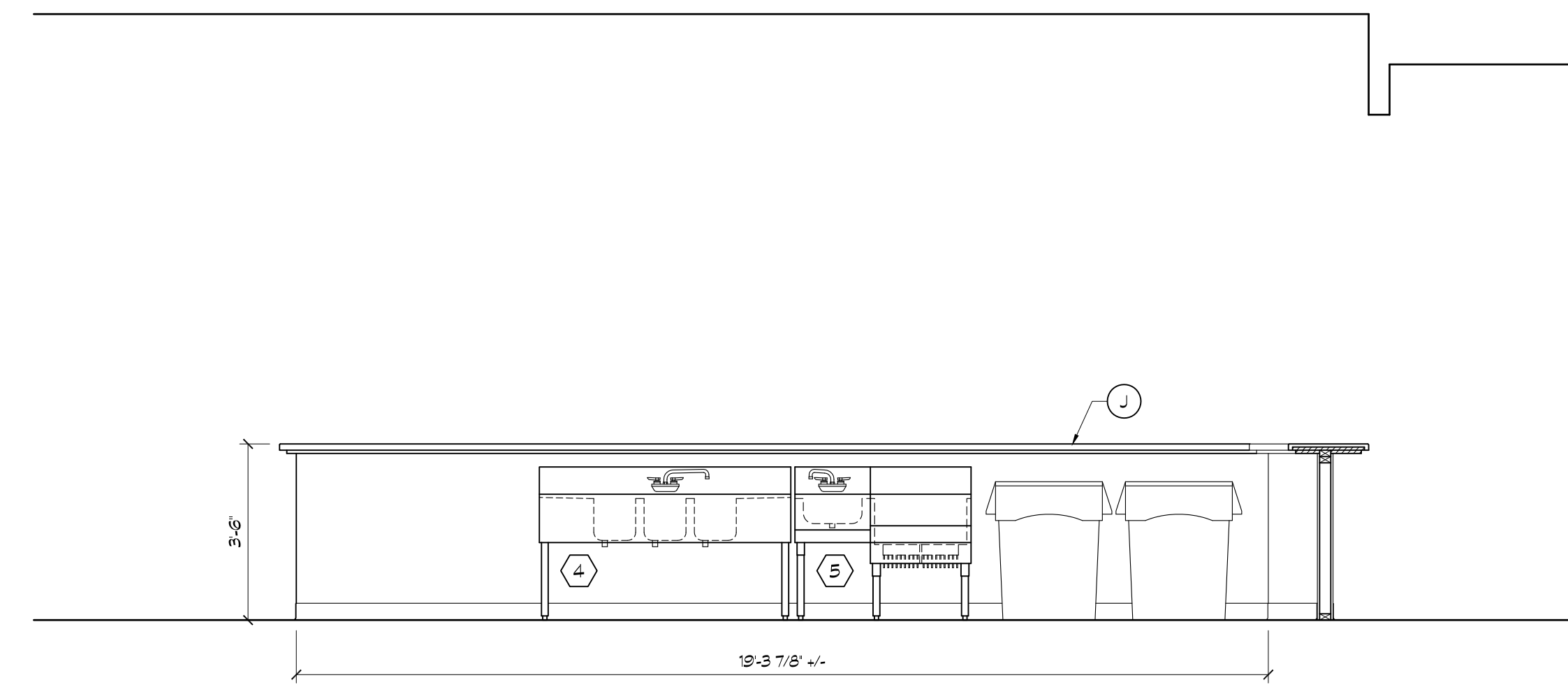
SCALE: AS SHOWN
 DATE: 11-27-2019
 DRAWN BY: PPAZ / PJK

DWG. TITLE:
 INTERIOR ELEV.
 SMOOTHIE /
 JUICE BAR

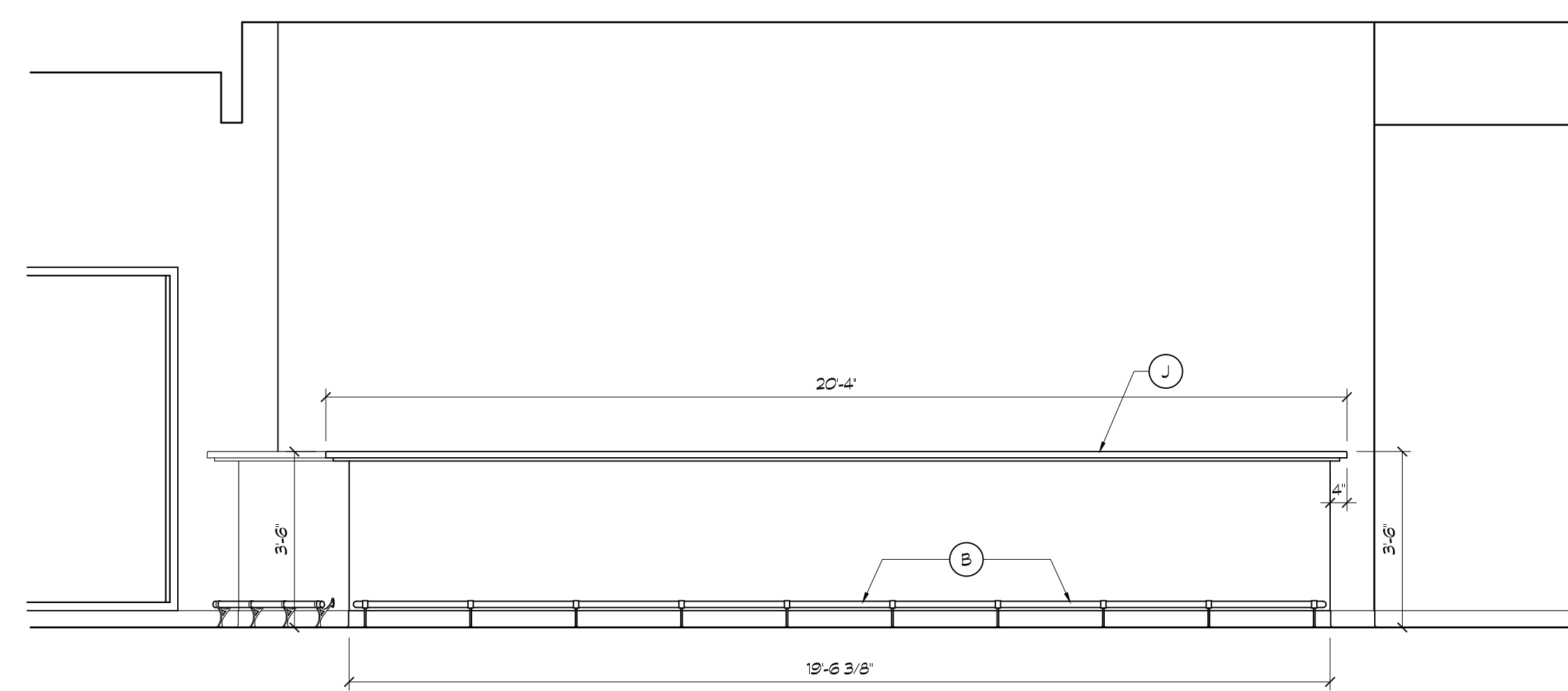
DRAWING NO.
A7.2
 OF



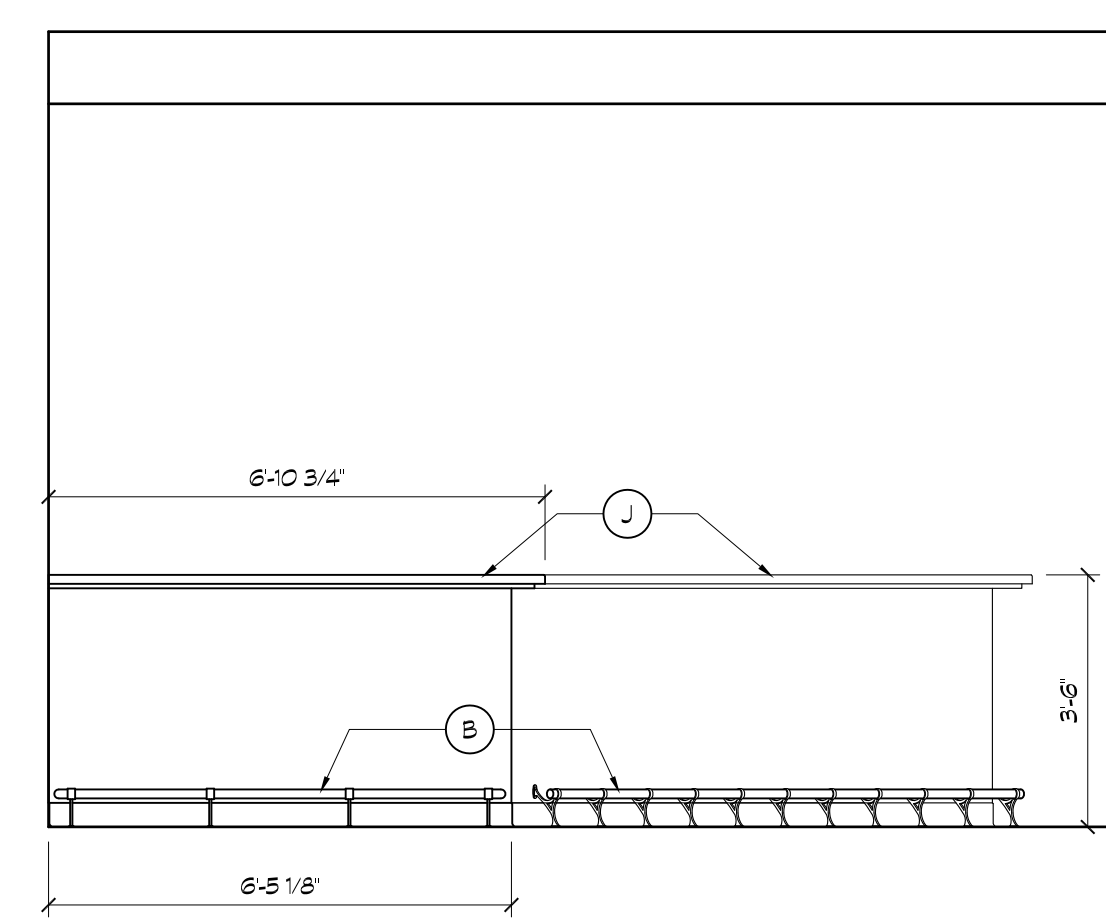
1 INTERIOR ELEVATION - SMOOTHIE / JUICE BAR
 A7.2 SCALE: 3/8" = 1'-0"



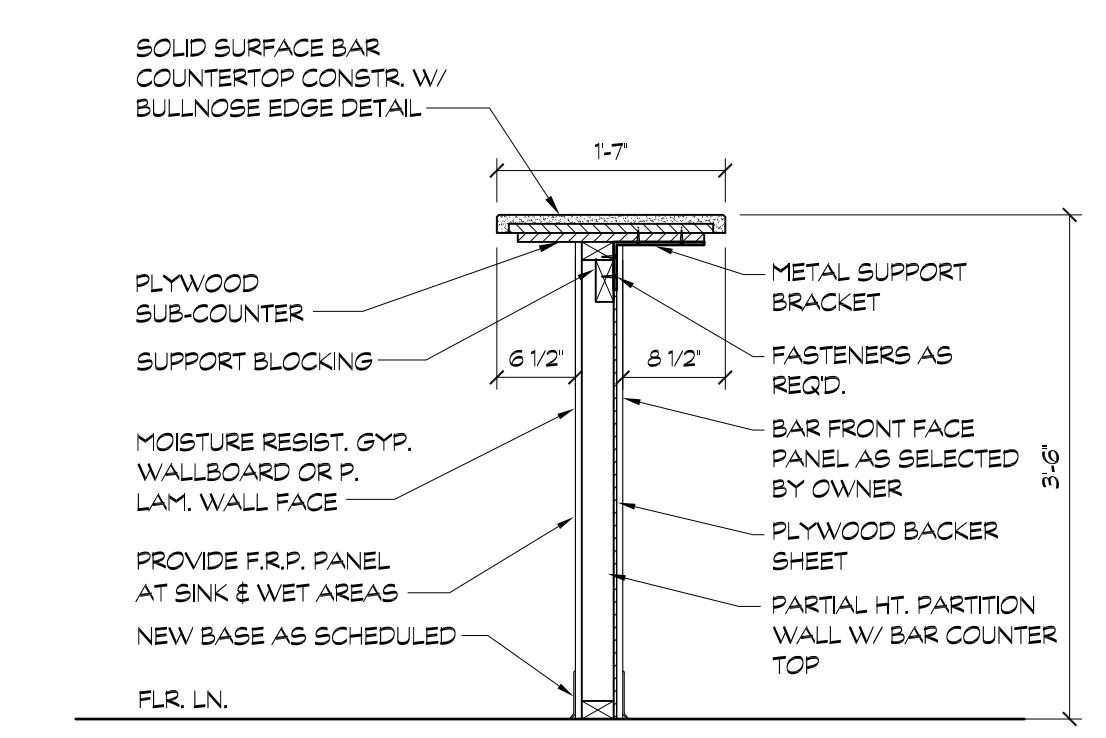
2 INTERIOR ELEVATION - SMOOTHIE / JUICE BAR
 A7.2 SCALE: 3/8" = 1'-0"



3 INTERIOR ELEVATION - SMOOTHIE / JUICE BAR
 A7.2 SCALE: 3/8" = 1'-0"



4 INTERIOR ELEV. - SMOOTHIE / JUICE BAR
 A7.2 SCALE: 3/8" = 1'-0"

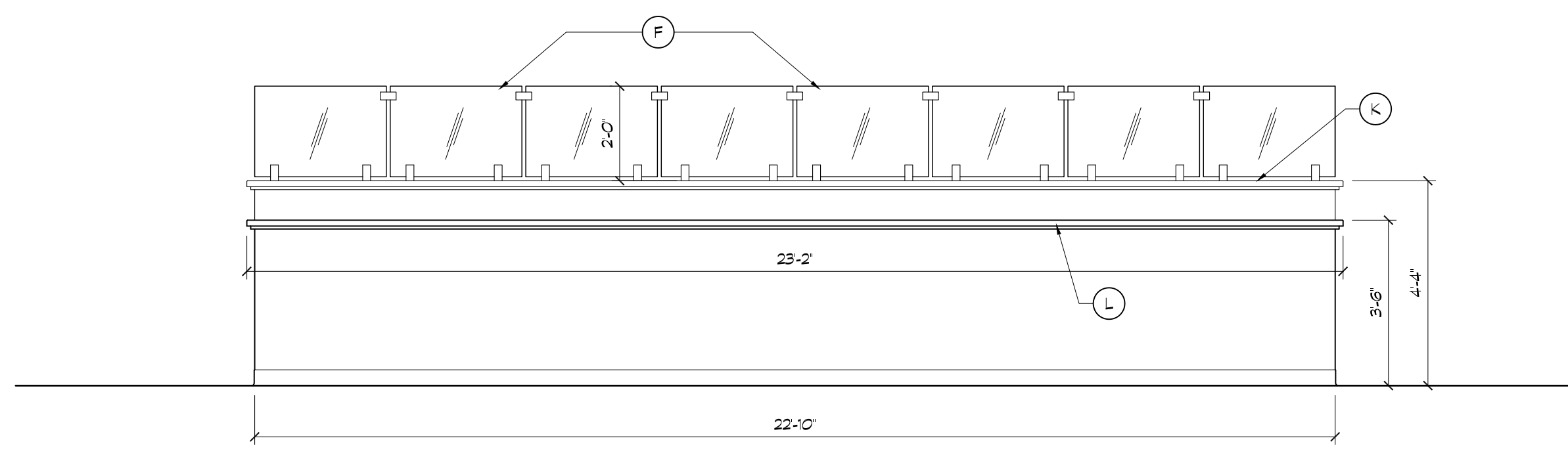


A SECTION - SMOOTHIE / JUICE BAR
 A7.2 SCALE: 3/4" = 1'-0"

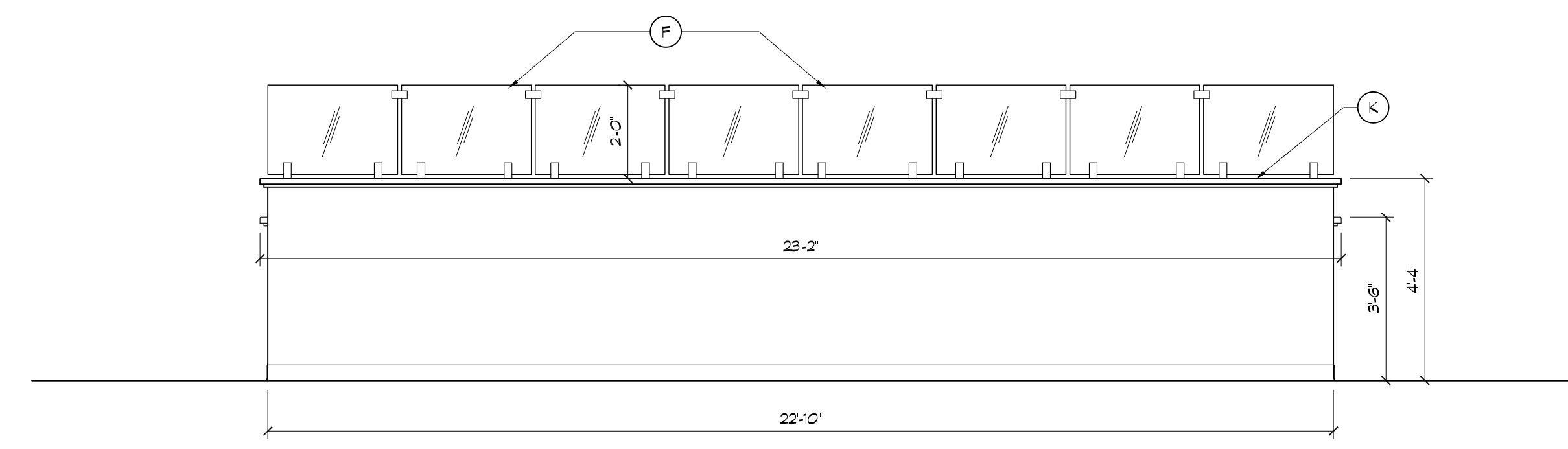
FOOD SERVICE EQUIPMENT SCHEDULE			
MK	DESCRIPTION	MANUFACTURER	MODEL
1	60" BACK BAR COOLER	TRUE	TBB-24-606-S-HC-LD
2	18" FREESTANDING HAND SINK	KROWNE	KR18-185T
3	UNDERCOUNTER ICE MACHINE	SCOTSMAN	PRODIGY CU2026
4	60" TRIPLE BOWL BAR SINK	KROWNE	KR18-53C
5	42" BLENDER / ICE BIN WORKSTATION	KROWNE	18-W42R
6	12'-0" WALL CANOPY EXHAUST HOOD	CAPTIVEAIRE	5424 ND-2
7	40" CONVECTION OVEN	VULCAN	VC56
8	48" LOW PROFILE GRIDDLE	VULCAN	19A448
9	38" x 6 BURNER LOW PROFILE HOTPLATE	VULCAN	VCR436
10	21" FREE STANDING DEEP FRYER	VULCAN	1TR850
11	42" DOUBLE BOWL SINK	JOHN BOOS	2PB18244
12	98" x 30" ST. STEEL EQUIPMENT TABLE	ADVANCE TABCO	ES-306
13	60" x 30" ST. STEEL WORK TABLE	JOHN BOOS	ST6R5-306095K
14	48" x 30" ST. STEEL WORK TABLE	JOHN BOOS	ST6R5-304895K
15	72" ST. STEEL WALL SHELF	REGENCY	600W5152
16	38" ST. STEEL WALL SHELF	REGENCY	600W51536

FOOD SERVICE EQUIPMENT SCHEDULE			
MK	DESCRIPTION	MANUFACTURER	MODEL
18	ICED TEA DISPENSER	CURTIS	TC-5HS
19	60" SANDWICH / SALAD PREP TABLE	TRUE	TSSU-60-18-HC
20	74" x 5 WELL STEAM TABLE	DUKE	E-S-OL55
21	3 BOWL PRE-MIXED DRINK DISPENSER	CRATHCO	D35-3
22	MEDIUM-DUTY BLENDER	WARING	BB340
23	48" FOOD DISPLAY CASE		
24	9'-0" x 9'-0" WALK-IN COOLER	NOR-LAKE	FAST-TRAK, 7-7 HT.
25	DISHWASHER	CMA DISHMACHINES	AH/C
26	48" SOLED DISH TABLE, LEFT	CMA DISHMACHINES	BL-48
27	CLEAN DISH TABLE, RIGHT		
28	78" TRIPLE BOWL SINK	JOHN BOOS	3PB1824-1D18
29	SODA POP DISPENSER	BY PEPSI	
30	CARBONATION TANKS & SYRUP RACKS	BY PEPSI	

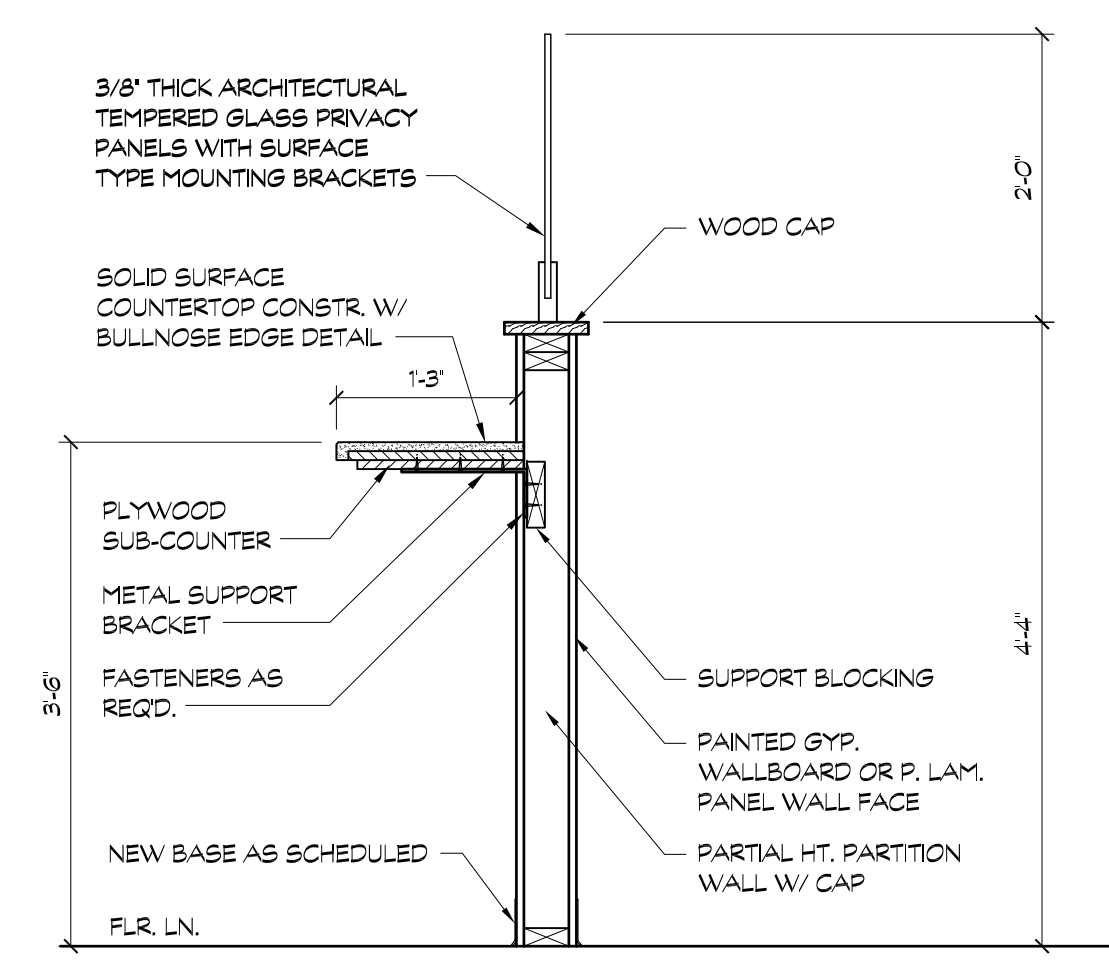
MISCELLANEOUS EQUIPMENT SCHEDULE		
MK	DESCRIPTION	REMARKS
A	ANGLED SNEEZE GUARD SYSTEM	24" VERTICAL, 12" ANGLE
B	METAL BAR FOOTRAIL	
C	SMALL MENU BOARD, WALL MTD.	
D	LARGE MENU BOARD, CLG. HUNG	
E	POS SYSTEM W/ CREDIT CARD READER	
F	ETCHED GLASS PRIVACY PANELS	
G	STAINLESS STEEL WRAPPED COUNTER	
H	SOLID SURFACE COUNTER & BACKSPLASH	
J	SOLID SURFACE COUNTER W/O BACKSPLASH	
K	SOLID SURFACE OR WOOD WALL CAP	
L	P. LAM. FACED BASE CABINET W/ ADJ. SHELVES	
M	P. LAM. FACED BASE CABINET W/O SHELVES	
N	P. LAM. FACED DRAWER BASE	



1 INTERIOR ELEVATION - EATING COUNTER
A7.3 SCALE: 3/8" = 1'-0"



2 INTERIOR ELEVATION - EATING COUNTER
A7.3 SCALE: 3/8" = 1'-0"



A SECTION - EATING COUNTER
A7.3 SCALE: 3/4" = 1'-0"

FOOD SERVICE EQUIPMENT SCHEDULE			
MK.	DESCRIPTION	MANUFACTURER	MODEL
1	60" BACK BAR COOLER	TRUE	TBB-24-60G-S-HC-LD
2	18" FREESTANDING HAND SINK	KROWNE	KR18-18ST
3	UNDERCOUNTER ICE MACHINE	SCOTSMAN	PRODIGY CU2026
4	60" TRIPLE BOWL BAR SINK	KROWNE	KR18-53C
5	42" BLENDER / ICE BIN WORKSTATION	KROWNE	18-W42R
6	12'-0" WALL CANOPY EXHAUST HOOD	CAPTIVEAIRE	5424 ND-2
7	40" CONVECTION OVEN	VULCAN	VC5G
8	48" LOW PROFILE GRIDDLE	VULCAN	MS448
9	38" x 6 BURNER LOW PROFILE HOTPLATE	VULCAN	VCRH36
10	21" FREE STANDING DEEP FRYER	VULCAN	1TR85D
11	42" DOUBLE BOWL SINK	JOHN BOOS	2PB18244
12	98" x 30" ST. STEEL EQUIPMENT TABLE	ADVANCE TABCO	ES-306
13	60" x 30" ST. STEEL WORK TABLE	JOHN BOOS	ST6R5-306095K
14	48" x 30" ST. STEEL WORK TABLE	JOHN BOOS	ST6R5-304855K
15	72" ST. STEEL WALL SHELF	REGENCY	600WS152
16	38" ST. STEEL WALL SHELF	REGENCY	600WS1536

FOOD SERVICE EQUIPMENT SCHEDULE			
MK.	DESCRIPTION	MANUFACTURER	MODEL
18	ICED TEA DISPENSER	CURTIS	TC-5HS
19	60" SANDWICH / SALAD PREP TABLE	TRUE	TSSU-60-18-HC
20	74" x 5 WELL STEAM TABLE	DUKE	E-S-OL55
21	3 BOWL PRE-MIXED DRINK DISPENSER	CRATHCO	D35-3
22	MEDIUM-DUTY BLENDER	WARING	BB340
23	48" FOOD DISPLAY CASE		
24	9'-0" x 9'-0" WALK-IN COOLER	NOR-LAKE	FAST-TRAK, 7-7 HT.
25	DISHWASHER	CMA DISHMACHINES	AH/C
26	48" SOILED DISH TABLE, LEFT	CMA DISHMACHINES	BL-48
27	CLEAN DISH TABLE, RIGHT		
28	78" TRIPLE BOWL SINK	JOHN BOOS	3PB1824-1D18
29	SODA POP DISPENSER	BY PEPSI	
30	CARBONATION TANKS & SYRUP RACKS	BY PEPSI	

MISCELLANEOUS EQUIPMENT SCHEDULE		
MK.	DESCRIPTION	REMARKS
A	ANGLED SNEEZE GUARD SYSTEM	24" VERTICAL, 12" ANGLE
B	METAL BAR FOOTRAIL	
C	SMALL MENU BOARD, WALL MTD.	
D	LARGE MENU BOARD, CLG. HUNG	
E	POS SYSTEM W/ CREDIT CARD READER	
F	ETCHED GLASS PRIVACY PANELS	
G	STAINLESS STEEL WRAPPED COUNTER	
H	SOLID SURFACE COUNTER & BACKSPLASH	
J	SOLID SURFACE COUNTER W/O BACKSPLASH	
K	SOLID SURFACE OR WOOD WALL CAP	
L	P. LAM. FACED BASE CABINET W/ ADJ. SHELVES	
M	P. LAM. FACED BASE CABINET W/O SHELVES	
N	P. LAM. FACED DRAWER BASE	

REVISIONS:

ZILKA AND ASSOCIATES, INC.
ARCHITECTURE - PLANNING - INTERIOR DESIGN
1505 Birch Street, Chesham, PA 15024
724-274-5910 phone 412-241-1841 fax

PROJECT: PRONTO MEXICAN FRESH
411 SOUTH CRAIG STREET
OAKLAND, 4TH WARD CITY OF
PITTSBURGH, PENNSYLVANIA 15213

OWNER: MR. MARTIN BOLANOS &
PATRON MEXICAN GRILL
Wexford, Pennsylvania 15090

SCALE: AS SHOWN
DATE: 11-27-2019
DRAWN BY: PPAZ /PK

DWG. TITLE:
INTERIOR ELEV.
& DETAILS -
EATING COUNTER

DRAWING NO.
A7.3
OF

C:\Z&A\Drawings\Patron Mex Grill\Chesham Restaurant\6 Patron Cabinet Restaurant - Proposed Finishing Dec 02, 2019 - 10:14:41

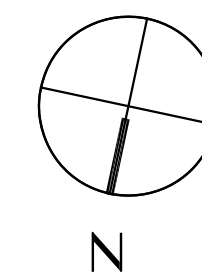
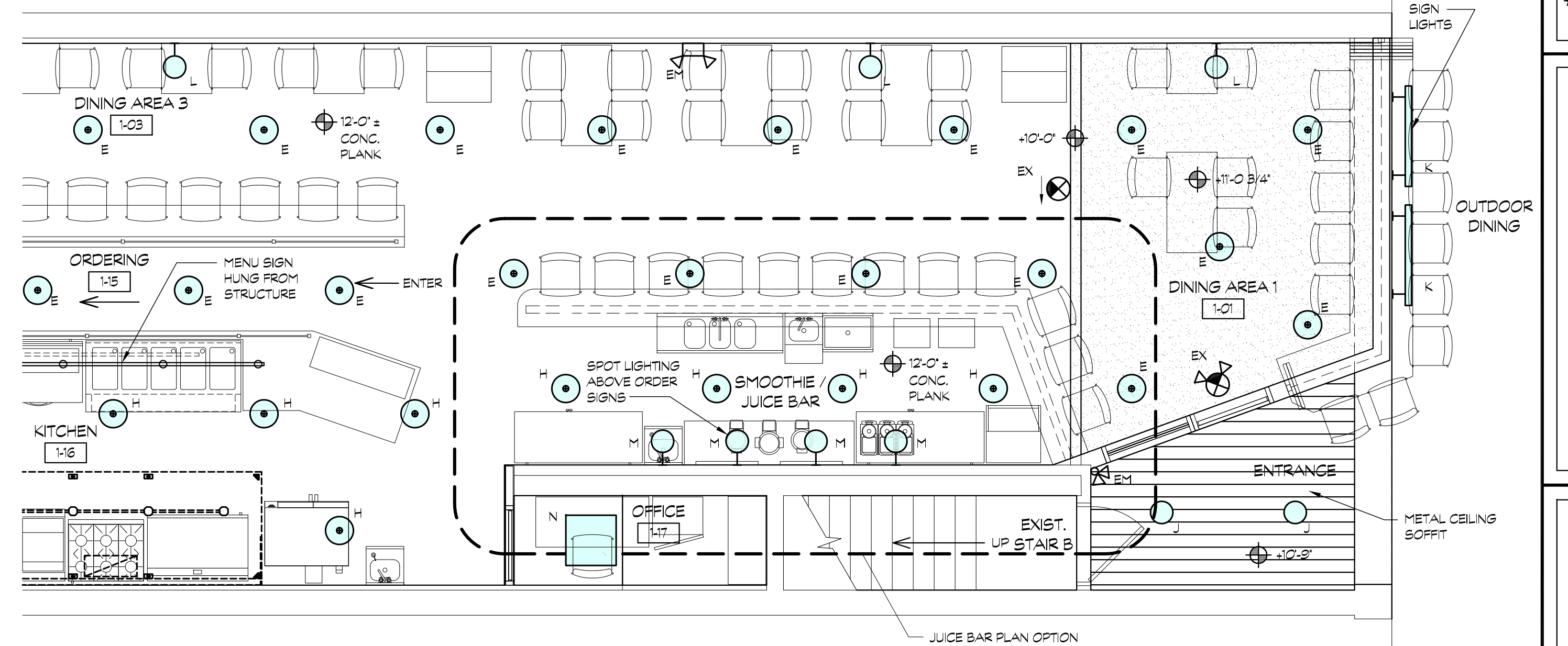
REFLECTED CEILING PLAN LEGEND

	INDICATES CEILING OR BULKHEAD HEIGHT ABOVE FINISHED FLOOR		CEILING MOUNTED SPEAKER - SEE ELECTRICAL DWGS.
	INDICATES, IN PLAN, LAY-IN ACOUSTICAL TILE CEILING AND SUSPENDED GRID SYSTEM - FINE FIGURED, REGULAR ANGLED EDGE BY ARMSTRONG OR EQUAL		CEILING MTD. OCCUPANCY SENSOR - SEE ELECTRICAL DWGS.
	INDICATES, IN PLAN, PAINTED GYPSUM WALL BOARD CEILING OR BULKHEAD		CEILING MTD. SMOKE DETECTOR - SEE ELECTRICAL DWGS.
	2X2 LAY-IN LED CEILING LIGHT FIXTURE - SEE ELEC. DWGS.		FIRE ALARM ENUNCIATOR HORN AND STROBE - SEE ELEC. DWGS.
	SURFACE MOUNTED LED STRIP CEILING LIGHT FIXTURE - SEE ELEC. DWGS.		CEILING MTD. EMERGENCY EXIT SIGN, BATTERY TYPE, ARROW INDICATES DIRECTION OF TRAVEL - SEE ELECTRICAL DWGS.
	SURFACE MOUNTED SQUARE LED CEILING LIGHT FIXTURE - SEE ELECTRICAL DWGS.		WALL MTD. EMERGENCY EXIT SIGN, BATTERY TYPE. SEE ELEC. DWGS.
	RECESSED ROUND LED CEILING DOWN LIGHT FIXTURE - SEE ELECTRICAL DWGS.		EMERGENCY EXIT SIGN W/ EMERGENCY LIGHT PACK, BATTERY TYPE. SEE ELEC. DWGS.
	WALL MOUNTED ABOVE MIRROR LED LIGHT FIXTURE - SEE ELECTRICAL DWGS.		WALL MTD. EMERGENCY LIGHT PACK, BATTERY TYPE. SEE ELEC. DWGS.
	WALL MOUNTED SCONCE LED LIGHT FIXTURE - SEE ELECTRICAL DWGS.		EMERGENCY LIGHT, REMOTE HEAD - SEE ELECTRICAL DWGS.
	PENDANT HUNG CEILING MOUNTED LED LIGHT FIXTURE - SEE ELECTRICAL DWGS.		
	BRACKET MOUNTED LED BUILDING SIGN LIGHT FIXTURE - SEE ELECTRICAL DWGS.		
	SUPPLY AIR DIFFUSER - SEE MECHANICAL DWGS.		
	RETURN AIR GRILLE - SEE MECHANICAL DWGS.		
	EXHAUST FAN - SEE MECHANICAL DWGS.		

NOTE: EXISTING EXPOSED CONC. PLANK FLOOR CEILING / STRUCTURE TO BE PAINTED, TYPICAL.

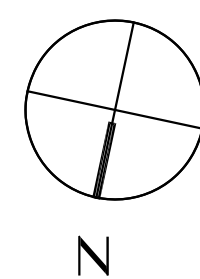
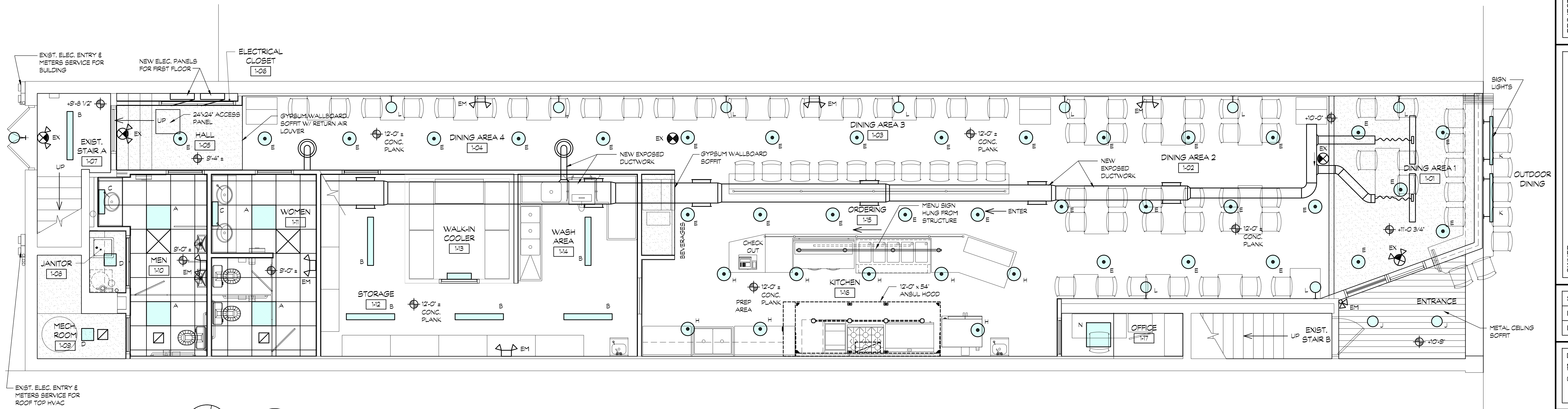
GENERAL REFLECTED CLG. PLAN NOTES:

- REFER TO MECHANICAL, PLUMBING, ELECTRICAL, & FIRE PROTECTION DRAWINGS FOR ADDITIONAL SCOPE OF WORK RELATED TO THOSE INDIVIDUAL TRADES AND FOR NUMBER, SIZE, & LOCATION OF ACCESS DOORS REQUIRED ABOVE AND/OR IN CEILINGS.
- PLANS INDICATE SUGGESTED SUSPENSION GRID LAYOUTS. CONTRACTORS MAY ALTER AS REQUIRED FOR FIELD CONDITIONS. COORDINATE WITH INSTALLATIONS OF MECHANICAL, PLUMBING, ELECTRICAL, & FIRE PROTECTION SYSTEMS AND DEVICES AS REQD.
- UNLESS OTHERWISE NOTED, ALL PLASTER AND GYPSUM WALLBOARD CEILINGS, BULKHEADS, AND/OR SOFFITS TO BE PAINTED.



2
A8.1


PARTIAL REFLECTED CEILING PLAN - RESTAURANT LAYOUT w/ JUICE BAR
SCALE: 1/4" = 1'-0"



1
A8.1

REFLECTED CEILING PLAN - RESTAURANT ONLY SCHEME
SCALE: 1/4" = 1'-0"

REVISIONS:



ZILKA AND ASSOCIATES, INC.
ARCHITECTURE PLANNING INTERIOR DESIGN
1505 Birch Street, Mechanicsville, PA 17055
717-274-5910 phone 412-241-1844 fax

PROJECT: **PRONTO MEXICAN FRESH**
411 SOUTH CRAIG STREET
OAKLAND, 4TH WARD CITY OF
PITTSBURGH, PENNSYLVANIA 15213

OWNER: **MR. MARTIN BOLANOS & PATRON MEXICAN GRILL**
Wexford, Pennsylvania 15090

SCALE: AS SHOWN
DATE: 11-27-2019
DRAWN BY: PPAZ

DWG. TITLE:
REFLECTED CEILING PLANS

DRAWING NO.
A8.1
OF